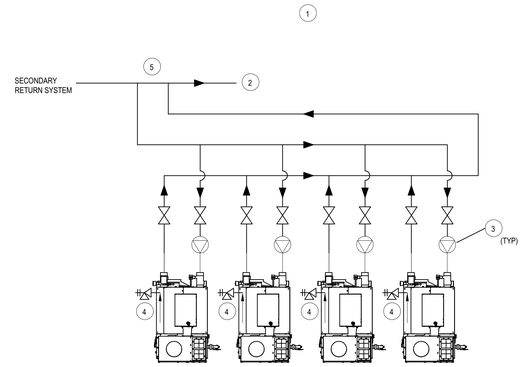

NOTES:

1. CONTRACTOR TO FOLLOW DETAIL FOR WATER PIPING LAYOUT.
2. TO AIR SEPARATOR AND MAIN SECONDARY PUMPS.
3. BOILER PUMP (BP-X), REFER TO PUMP SCHEDULE.
4. INDIVIDUALLY PIPE RELIEF TO FLOOR DRAIN.
5. MINIMUM 3X-5X PIPE DIAMETERS.

3E BOILER ALTERNATE B WATER PIPING DETAIL
NOT TO SCALE

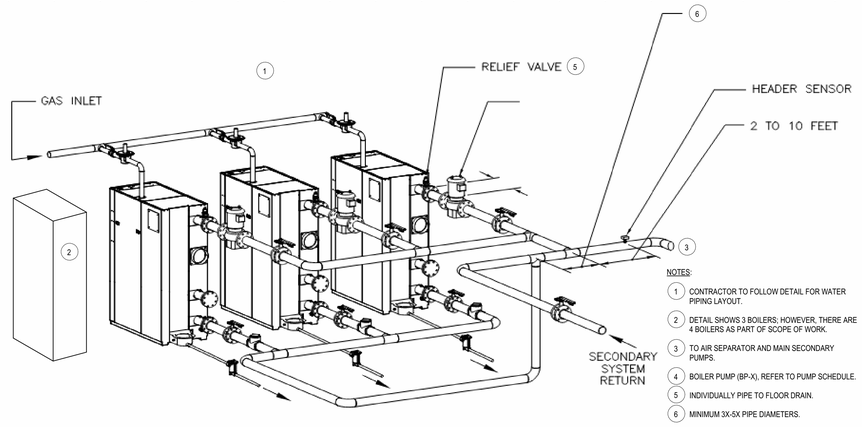

NOTES:

1. CONTRACTOR TO FOLLOW DETAIL FOR WATER PIPING LAYOUT.
2. DETAIL SHOWS 3 BOILERS; HOWEVER, THERE ARE 4 BOILERS AS PART OF SCOPE OF WORK.
3. TO AIR SEPARATOR AND MAIN SECONDARY PUMPS.
4. BOILER PUMP (BP-X), REFER TO PUMP SCHEDULE.
5. INDIVIDUALLY PIPE TO FLOOR DRAIN.
6. MINIMUM 3X-5X PIPE DIAMETERS.

1E BOILER ALTERNATE A WATER PIPING DETAIL
NOT TO SCALE

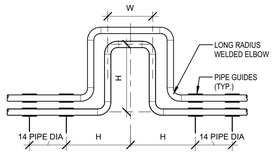

NOTES: FACTORY PRE-ENGINEERED EXPANSION LOOPS MAY BE SUBSTITUTED.

ANCHORS SHALL BE PROVIDED IN ACCORDANCE TO STRUCTURAL REQUIREMENTS. SUBMIT ANCHORING DATA FOR APPROVAL BY A/E.

6C EXPANSION LOOP PIPING DETAIL
NOT TO SCALE

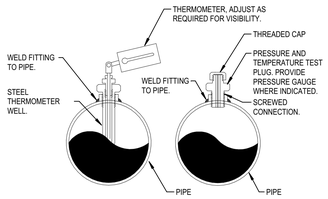

5C THERMOMETER/PRESSURE AND THERMOMETER WELL DETAIL
NOT TO SCALE

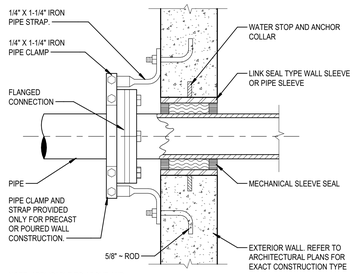

NOTE: APPLICABLE TO ABOVE AND BELOW GRADE APPLICATIONS.

3C EXTERIOR WALL PIPE PENETRATION DETAIL
NOT TO SCALE

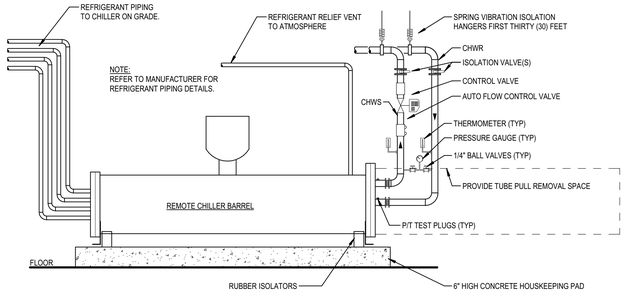

NOTE:
REFER TO MANUFACTURER FOR REFRIGERANT PIPING DETAILS.

1C CHILLER BARREL PIPING DETAIL
NOT TO SCALE

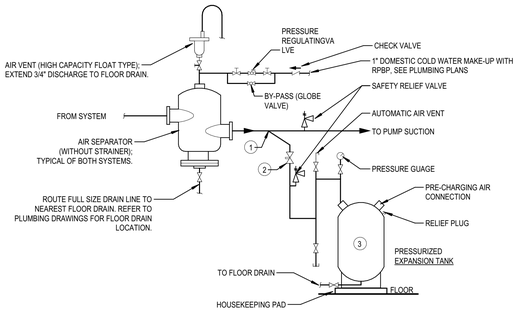

NOTES:

1. CONNECT TO SIDE OF PIPE MAIN. AVOID TOP OR BOTTOM CONNECTIONS TO PREVENT AIR OR DEBRIS FROM ENTERING PIPE TO THE TANK.
2. LOCK-SHIELD TYPE SHUTOFF VALVE.
3. TANK CONNECTION LOCATIONS MAY VARY DEPENDING ON TANK SIZE AND MANUFACTURER.

5B AIR SEPARATOR AND EXPANSION TANK PIPING DETAIL
NOT TO SCALE

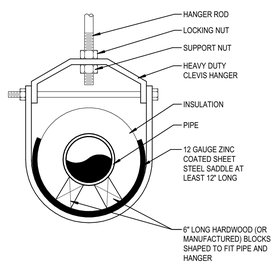

3B PIPE HANGER (8" AND LARGER) DETAIL
NOT TO SCALE

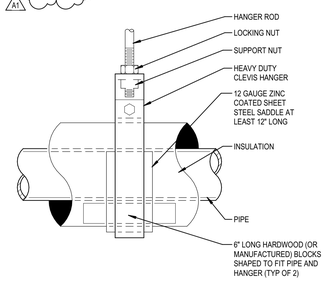

1B AIR-COOLED CHILLER INSTALLATION AND ABOVE GRADE PIPING DETAIL
NOT TO SCALE

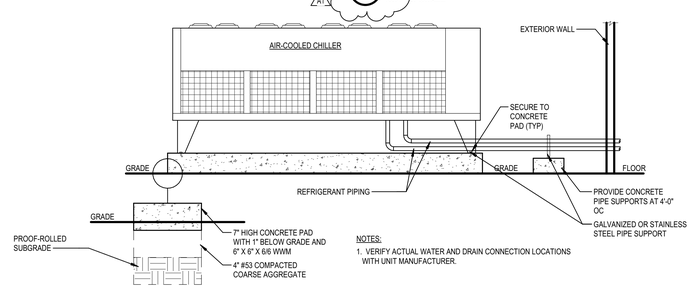

NOTES:

1. VERIFY ACTUAL WATER AND DRAIN CONNECTION LOCATIONS WITH UNIT MANUFACTURER.

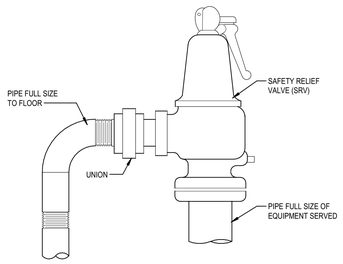

5A SAFETY RELIEF VALVE DETAIL (WATER)
NOT TO SCALE

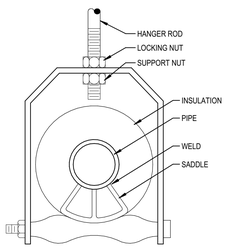

3A ADJUSTABLE ROLLER HANGER (8" AND LARGER) DETAIL
NOT TO SCALE

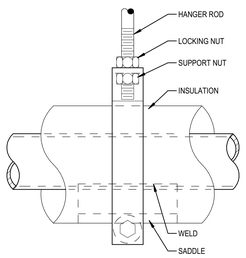

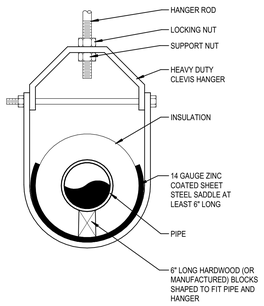

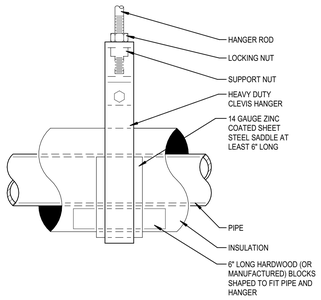

1A PIPE HANGER (6" AND SMALLER) DETAIL
NOT TO SCALE

SCHMIDT ASSOCIATES
415 Massachusetts Avenue
Indianapolis, IN 46204
www.schmidt-arch.com

Project No. 2019-030.MSA
Project Date 05.18.2020
Produced CDH

SARAH KATHLEEN HEMPSTEAD REGISTERED NO. AR10400134 STATE OF INDIANA ARCHITECT

These Drawings and Specifications, and all copies thereof are and shall remain the property and copyright of the Architect. They shall be used only with respect to this Project and are not to be used on any other Project or Work without prior written permission from the Architect.

#	Revision	Date
A1	Addendum #1	06.01.2020

10440 Indian Creek Road South
Indianapolis, IN 46259

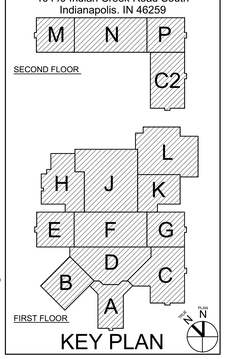

KEY PLAN

Franklin Township Community School Corporation

FRANKLIN CENTRAL JUNIOR HIGH SCHOOL

MECHANICAL DETAILS

M-502