

**ADDENDUM
NO. 3**

September 15, 2022

**CROWN POINT COMMUNITY SCHOOL CORPORATION -
ATHLETIC TURF IMPROVEMENTS
Crown Point, IN 46307**

TO: ALL BIDDERS OF RECORD

This Addendum forms a part of and modifies the Bidding Requirements, Contract Forms, Contract Conditions, the Specifications, and the Drawings dated August 18, 2022 by Gibraltar Design. Acknowledge receipt of the Addendum in the space provided on the Bid Form. Failure to do so may subject the Bidder to disqualification.

This Addendum consists of Pages ADD 3-1 and attached Addendum No. 3 from Gibraltar Design dated September 15, 2022 and consisting of 2 pages and 3 drawings.

ADDENDUM THREE

Addendum Two (AD.03) to the drawings and specifications prepared by Gibraltar Design and The Skillman Corporation for **Crown Point Community School Corporation – Athletic Turf Improvements** for Crown Point Community School Corporation, Crown Point, Indiana.

All Contractors bidding on this project shall read all of the items covered below and shall comply with all of the requirements as set forth, including any necessary refinements or additions generated by this Addendum and required by the intent of the original contract documents. All Contractors shall acknowledge on their bid form that they have received this Addendum, Addendum One, and Addendum Two and include the appropriate content of same within their bid proposal.

SPECIFICATIONS

1. Specification Section 32 18 12

Synthetic Turf System

- A. 2.7.A. Revise to read: "A. Baseball/Softball Equipment – provide and install the following equipment as manufactured by Schutt Sports, distributed by BSNSports, or of equal MacGregor Major League Series or Adams Bolco 175 MLB Major League Series, also distributed by BSNSports, or Champro Sports Pro Style series or equal to original Schutt specified equipment."

DRAWINGS

2. Sheet C-1.3,

- A. Refer to revised, full-size drawing, included in this Addendum, for revisions.

3. Sheet C-2.4

- A. Note saying to remove existing natural turf and subgrade to a depth of minimum 18" is to be revised to say "minimum 20 inches"

4. Sheet C-2.3

- A. Note saying to remove existing natural turf and subgrade to a depth of minimum 6" is to be revised to say "minimum 8 inches"

5. Sheet C-3.4,

- A. Refer to revised, full-size drawing, included in this Addendum, for revisions.

6. Sheet C-4.0

- A. Remove note saying, "Athletic surface – Long jump shall be 5-1/2" of concrete over drainage fill". Long Jump is to be All Weather Latex Track Surface over asphalt matching Athletic Surface detail.

7. Sheet C-4.1

- A. Refer to revised, full-size drawing, included in this Addendum, for revisions to detail 2/C-4.1 and 11/C-4.1.



GIBRALTAR

DESIGN

Crown Point High School Athletic Turf improvements

Project 21-120

Pages 1 and 2 and three (3) Full-Size Drawing, constitute the total makeup of **Addendum Three.**



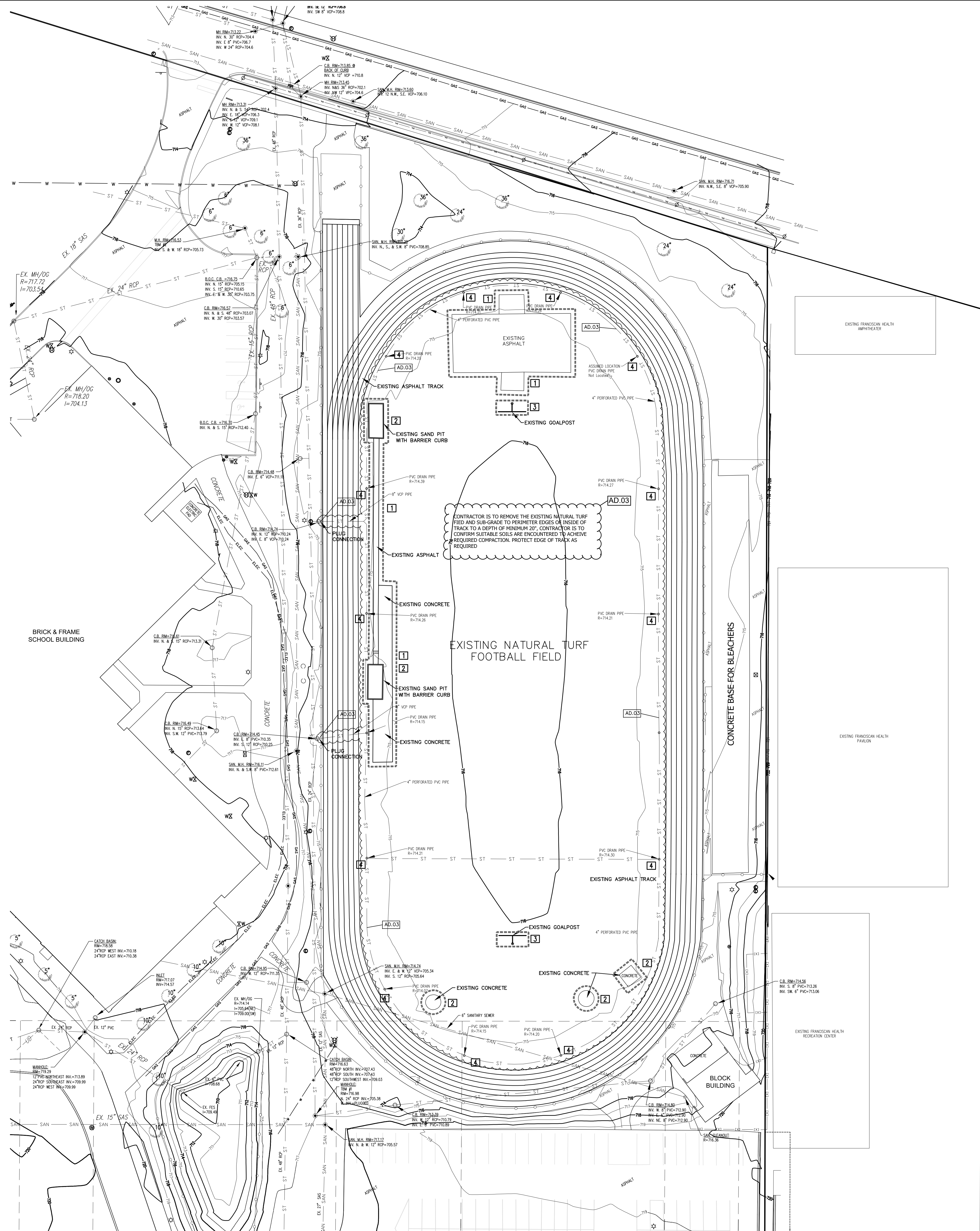
GIBRALTAR

DESIGN

Joseph P. Briggs

Y:\21-120 Crown Point CSC - Crown Point HS Athletic Fields and Site Improvements\Specs - Turf Projects\Addendum 2\AD02.doc

Z:\2022-2028 Wheeler MS Points Dry\dwg\2022-2028 Wheeler Athletic Field.dwg 9/6/2022 8:23:49 AM CDT



WHEELER MIDDLE SCHOOL
FOOTBALL TURF LAYOUT PLAN


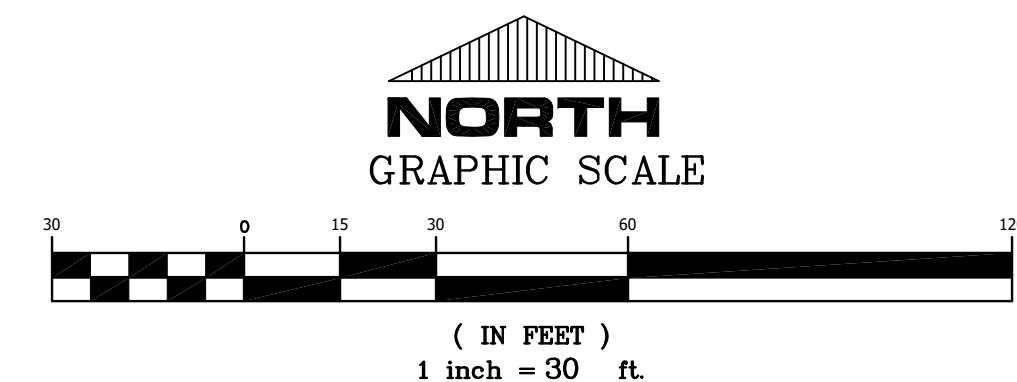
- LEGEND:**
- EXISTING**
- MANHOLE
 - CATCH BASIN/INLET
 - FIBER OPTIC MANHOLE
 - TELEPHONE PEDESTAL (AT&T)
 - LIGHT POLE
 - POWER POLE
 - WATER VALVE
 - FIRE HYDRANT
 - SIGN
 - TREE
 - SOIL BORING LOCATION
 - WOOD FENCE
 - CHAINLINK FENCE
 - GAS LINE
 - SANITARY SEWER
 - STORM SEWER
 - WATER MAIN
 - OVERHEAD LINES
 - CONTOUR

DEMOLITION NOTES

- REMOVE WITHIN THE OUTLINED AREA**
- 1 REMOVE EXISTING ASPHALT
 - 2 REMOVE EXISTING CONCRETE
 - 3 REMOVE EXISTING GOAL POST
 - 4 LOWER EXISTING PVC STORM SEWER PIPE

NOTE:

- 1) THE EXISTING PVC DRAIN PIPES ARE TO BE CUT OFF 1.5 FEET BELOW THE PROPOSED SURFACE OF THE ARTIFICIAL TURF FIELD. THE OPEN END OF EACH PIPE SHALL BE COVERED WITH A SUITABLE SOLID CLOSED PVC LID AND FIRMLY SECURED TO THE PIPE WITH PVC CEMENT.
- 2) REMOVE ALL EXISTING 4" PVC DRAIN PIPE SURROUNDING THE FOOTBALL FIELD AND SECURELY PLUG THE TWO EXISTING CONNECTIONS UNDER THE EXISTING TRACK AT THE CATCH BASINS AND ON THE INSIDE OF THE TRACK. FILL EXISTING PIPE UNDER THE TRACK WITH FLOWABLE FILL.



GIBALTAR
DESIGN

ARCHITECTURE • ENGINEERING • INTERIOR DESIGN

PROJECT

**CROWN POINT
COMMUNITY
SCHOOL
CORPORATION
- ATHLETIC
TURF
IMPROVEMENTS**

FOR:
CROWN POINT COMMUNITY
SCHOOL CORPORATION
CROWN POINT, INDIANA

GIBALTAR DESIGN

9102 N. Meridian St., Ste. 300
Indianapolis, IN 46260
Homepage: www.GibraltarDesign.com
Email: info@GibraltarDesign.com
Phone: 317.580.5777 Fax: 317.580.5778

PROJECT

21-120

DATE

08/22/22

COORDINATED BY


DT

DRAWN BY

NM

CHECKED BY

DT RAT



COPYRIGHT NOTICE:

THE CONCEPTS, DESIGNS, PLANS, DETAILS, ETC., SHOWN ON THIS DOCUMENT ARE THE PROPERTY OF GIBALTAR DESIGN AND WERE CREATED FOR USE ON THIS SPECIFIC PROJECT. NONE OF THIS INFORMATION SHALL BE USED BY ANY PERSON OR FIRM FOR ANY PURPOSE WITHOUT THE EXPRESS WRITTEN CONSENT OF GIBALTAR DESIGN. THE OWNER MAY RETAIN COPIES FOR INFORMATION AND REFERENCE IN CONNECTION ONLY WITH THIS PROJECT.

REVISIONS

MARK	DATE	ISSUED FOR
AD.01	08/30/22	ADDENDUM NO. 01
AD.03	09-14-22	ADDENDUM NUMBER 3

DRAWING

**DEMOLITION PLAN
COLONEL JOHN WHEELER**

PROJECT

**CROWN POINT COMMUNITY SCHOOL
CORPORATION - ATHLETIC TURF
IMPROVEMENTS**

© GIBALTAR DESIGN

SHEET



W

C-1.3



CROWN POINT
COMMUNITY
SCHOOL
CORPORATION
- ATHLETIC
TURF
IMPROVEMENTS


LEGEND:

	<u>PROPOSED</u> FIRE HYDRANT
	WATER GATE VALVE & BOX
-----	WATER MAIN
==>>==>==>	SANITARY SEWERS
==>>==>==>	STORM SEWERS
-----	CONTOURS
~~~~~	DRAINAGE FLOW
* XXXXX	GRADE

	MANHOLE
	CATCH BASIN/INLET
	FIBER OPTIC MANHOLE
	TELEPHONE PEDESTAL (AT&T)
	LIGHT POLE
	POWER POLE
	WATER VALVE
	FIRE HYDRANT
	SIGN
	TREE
	SOIL BORING LOCATION
	WOOD FENCE
	CHAINLINK FENCE
	GAS LINE
	SANITARY SEWER
	STORM SEWER
	WATER MAIN
	OVERHEAD LINES
	CONTOUR

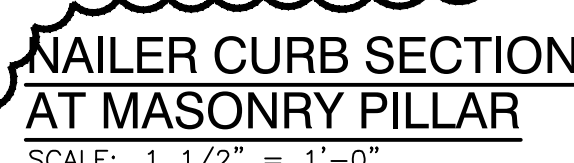
[illegible]

---



PROJECT  
CROWN POINT  
COMMUNITY  
SCHOOL  
CORPORATION  
- ATHLETIC  
TURF  
IMPROVEMENTS

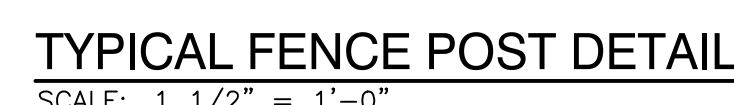
FOR:  
CROWN POINT COMMUNITY  
SCHOOL CORPORATION  
CROWN POINT, INDIANA



**TYPICAL BACKSTOP  
FENCE POST DETAIL**  
SCALE: 1 1/2" = 1'-0"



**TAFT NAILER CURB SECTION AT FOOTBALL FIELD AND TRACK**  
SCALE: 1" = 1'-0"



**TYPICAL TURF SECTION**  
SCALE: 1 1/2" = 1'-0"

**GIBALTAR DESIGN**  
9102 N. Meridian St., Ste. 300  
Indianapolis, IN 46260  
Homepage [www.GibraltarDesign.com](http://www.GibraltarDesign.com)  
Email [info@GibraltarDesign.com](mailto:info@GibraltarDesign.com)  
Phone 317.580.5777 Fax 317.580.5778

PROJECT 21-120	
DATE 08/18/22	
COORDINATED BY JPB	
DRAWN BY DTB	
CHECKED BY JPR	

COPYRIGHT NOTICE:  
THE CONCEPTS, DESIGNS, PLANS, DETAILS, ETC., SHOWN ON  
THIS DOCUMENT ARE THE PROPERTY OF GIBRALTAR DESIGN AND  
WERE CREATED FOR USE ON THIS SPECIFIC PROJECT. NONE OF  
THIS INFORMATION SHALL BE USED BY ANY PERSON OR FIRM  
FOR ANY PURPOSE WITHOUT THE EXPRESS WRITTEN CONSENT  
OF GIBRALTAR DESIGN. THE OWNER MAY RETAIN COPIES FOR  
INFORMATION AND REFERENCE IN CONNECTION ONLY WITH THIS  
PROJECT.

REVISIONS		
MARK	DATE	ISSUED FOR
AD-1	08/30/22	ADDENDUM NO. 1
AD-2	09/07/22	ADDENDUM NO. 2
AD-3	09/13/22	ADDENDUM NO. 3

DRAWING  
SITE DETAILS

PROJECT  
CROWN POINT COMMUNITY SCHOOL  
CORPORATION - ATHLETIC TURF  
IMPROVEMENTS

© GIBRALTAR DESIGN	SHEET
--------------------	-------

## C-4.1