

**ADDENDUM
NO. 2**

November 1, 2022

**FLINT LAKE ELEMENTARY SCHOOL AIR HANDLING UNITS
REPLACEMENT AND RELATED WORK
Valparaiso, IN 46385**

TO: ALL BIDDERS OF RECORD

This Addendum forms a part of and modifies the Bidding Requirements, Contract Forms, Contract Conditions, the Specifications, and the Drawings dated September 19, 2022, by Gibraltar Design. Acknowledge receipt of the Addendum in the space provided on the Proposal Form. Failure to do so may subject the Bidder to disqualification.

This Addendum consists of Pages ADD 2-1 and attached Addendum No. 2 from Gibraltar Design dated November 1, 2022 consisting of 1 page and 1 Drawing.

ADDENDUM TWO

Addendum Two (AD.02) to the drawings and specifications prepared by Gibraltar Design and The Skillman Corporation for **Flint Lake ES School Air Handling Units Replacement and Related Work** for Valparaiso School Corporation, Valparaiso, Indiana.

All Contractors bidding on this project shall read all of the items covered below and shall comply with all of the requirements as set forth, including any necessary refinements or additions generated by this Addendum, Addendum 1, and required by the intent of the original BID CATEGORY NO. Documents. All Contractors shall acknowledge on their bid form that they have received this Addendum and include the appropriate content of same within their bid proposal.

SPECIFICATIONS

1. None

DRAWINGS

2. Sheets E-202

- A. The revised location for the new Condenser Units to be located at the location of the existing Condenser Units is updated and impacted the electrical design – please refer to the attached drawing.

Pages 1, inclusive, and One Full Size Drawing constitute the total makeup of **Addendum Two**.



Y:\22-117 Valparaiso CS - Flint Lake ES AHU Replacement and Related Work\Specs\SPECS REBID\Addendum 2\AD02 - Rebid.doc

GENERAL NOTES:

- FOR ADDITIONAL GENERAL ELECTRICAL NOTES, SEE GENERAL ELECTRICAL PROJECT NOTES ON SHEET E-001.
- SEE SHEET E-701 ELECTRICAL PANEL SCHEDULE AND ELECTRICAL DISTRIBUTION DIAGRAMS.

ELECTRICAL PLAN NOTES:

(ALL PLAN NOTES MAY NOT APPLY TO THIS SHEET.)

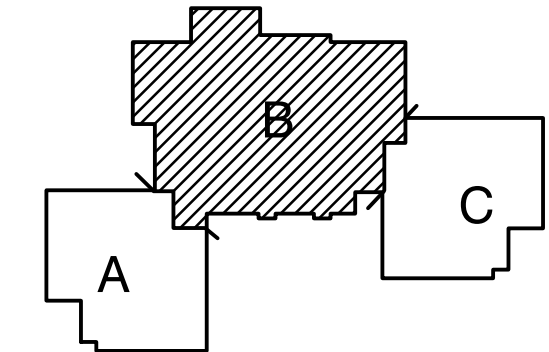
- MODIFY EXISTING MAIN DISTRIBUTION PANEL "MSBH" AS SHOWN ON THE POWER DISTRIBUTION DIAGRAM ON SHEET E-701 (ALTERNATE BID)
- PROVIDE THE APPROPRIATE GALVANIZED STRUCTURAL STEEL CHANNEL SUPPORTS FOR THE NEW 3P-60 WEATHERPROOF DISCONNECT TO SERVE THE NEW ACCU-1 AND NEW WEATHER PROOF GFI TYPE RECEPTACLE. DISCONNECT ELECTRICAL SERVICE TO EXISTING ACCU BEING REMOVED. REMOVE EXISTING DISCONNECT SERVING ACCU BEING REMOVED AND REMOVE ALL ASSOCIATED WIRING BACK TO THE SOURCE. UNLESS OTHERWISE NOTED, PROVIDE NEW WIRING FOR THE NEW ACCU UNIT AS SHOWN. (ALTERNATE BID)
- REMOVE AND REINSTALL EXISTING CEILING(S) AS NECESSARY TO ACCOMMODATE NEW ELECTRICAL WORK. (ALTERNATE BID)
- TEMPERATURE CONTROL PANEL IN MECHANICAL MEZZANINE ABOVE. SEE SHEET E-204. (ALTERNATE BID)
- REPLACE EXISTING MOTOR STARTER SERVING EXISTING AIR HANDLING UNIT BEING REPLACED WITH NEW MOTOR STARTER. FIELD VERIFY AND PROVIDE THE NEW MOTOR STARTER IN THE SAME LOCATION AS THE EXISTING MOTOR STARTER. INTERCEPT EXISTING CIRCUIT, CONDUIT AND WIRE AND CONNECT TO THE NEW MOTOR STARTER TO THE EXISTING AIR HANDLING UNIT BEING REPLACED. SEE MECHANICAL PLANS FOR LOCATION OF THE NEW AIR HANDLING UNIT B5. (ALTERNATE BID)
- CONNECT NEW LIGHT(S) AND RECEPTACLE(S) IN AIR HANDLING UNIT B5 TO SPARE CIRCUIT KL1-13. COORDINATE EXACT LOCATION AND REQUIREMENTS WITH CONSTRUCTION MANAGER AND DIVISION 23 INSTALLER PRIOR TO ROUGHING-IN. (ALTERNATE BID)
- PROVIDE A NEW WEATHERPROOF GFI TYPE RECEPTACLE MOUNTED ON THE GALVANIZED STRUCTURAL STEEL CHANNEL SUPPORT AND CONNECT TO THE EXISTING EXTERIOR RECEPTACLE CIRCUIT.



GIBRALTAR
DESIGN
ARCHITECTURE • ENGINEERING • INTERIOR DESIGN

PROJECT
**FLINT LAKE
ELEMENTARY
SCHOOL AHU
REPLACEMENTS
AND RELATED
WORK**

VALPARAISO COMMUNITY SCHOOLS
VALPARAISO, INDIANA




**FIRST FLOOR
KEYPLAN**

GIBRALTAR DESIGN

9102 N. Meridian St., Ste. 300
Indianapolis, IN 46260
Homepage: www.GibraltarDesign.com
Email: info@GibraltarDesign.com
Phone: 317.580.5777 Fax: 317.580.5778

PROJECT
22-117
DATE
09/19/22
COORDINATED BY
PCB
DRAWN BY
PCB/JVC
CHECKED BY
JPB



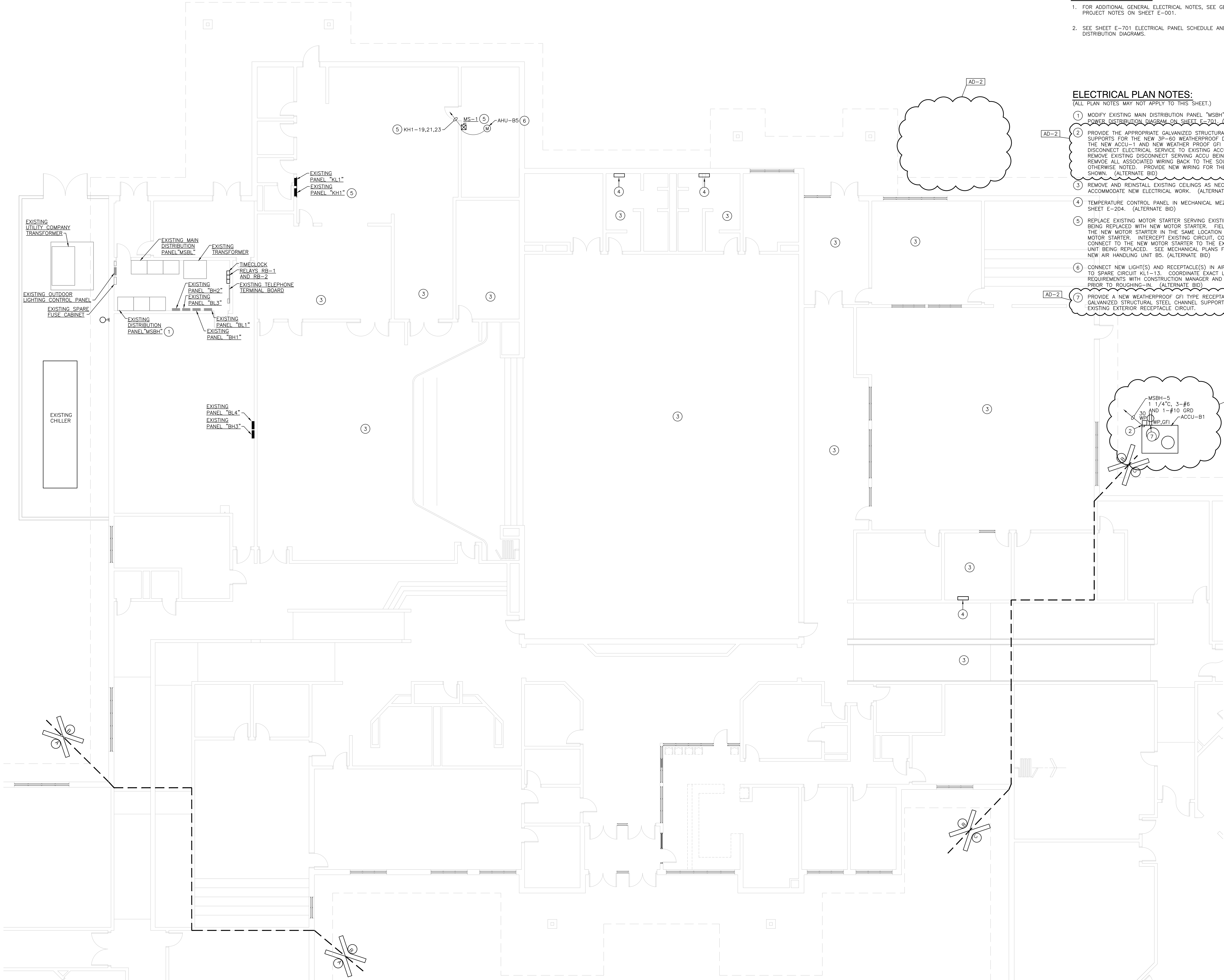
COPYRIGHT NOTICE:
THE CONCEPTS, DESIGNS, PLANS, DETAILS, ETC., SHOWN ON THIS DOCUMENT ARE THE PROPERTY OF GIBRALTAR DESIGN AND WERE CREATED FOR USE ON THIS SPECIFIC PROJECT. NONE OF THIS INFORMATION SHALL BE USED BY ANY PERSON OR FIRM FOR ANY PURPOSE WITHOUT THE EXPRESS WRITTEN CONSENT OF GIBRALTAR DESIGN. THE OWNER MAY RETAIN COPIES FOR INFORMATION AND REFERENCE IN CONNECTION ONLY WITH THIS PROJECT.

REVISIONS		
MARK	DATE	ISSUED FOR
AD-2	11/01/22	ADDENDUM NO. 2

DRAWING
**UNIT "B" ELECTRICAL
FIRST FLOOR POWER PLAN**

PROJECT
FLINT LAKE ELEMENTARY SCHOOL
AHU REPLACEMENTS AND RELATED
WORK

© GIBRALTAR DESIGN SHEET
FL E-202



UNIT "B" ELECTRICAL FIRST FLOOR POWER PLAN

SCALE: 1/8" = 1'-0"

