

**ADDENDUM
NO. 2**

May 1, 2025

**VALPARAISO COMMUNITY SCHOOLS - DISTRICT PLAYGROUNDS
RENOVATIONS**

TO: ALL BIDDERS OF RECORD

This Addendum forms a part of and modifies the Bidding Requirements, Contract Forms, Contract Conditions, the Specifications, and the Drawings dated April 15, 2025 by Gibraltar Design. Acknowledge receipt of the Addendum in the space provided on the Bid Form. Failure to do so may subject the Bidder to disqualification.

This Addendum consists of pages ADD 2-1 and attached Addendum 2 from Gibraltar Design dated May 1, 2025 and consisting of 1 page and 3 drawings.

ADDENDUM TWO

Addendum Two (AD.02) to the drawings and specifications prepared by Gibraltar Design for **Valparaiso Community Schools - District Playgrounds Renovations** for Valparaiso Community Schools, Valparaiso, Indiana.

All Contractors bidding on this project shall read all of the items covered below and shall comply with all of the requirements as set forth, including any necessary refinements or additions generated by this Addendum and required by the intent of the original contract documents. All Contractors shall acknowledge on their bid form that they have received this Addendum and Addendum One, and include the appropriate content of same within their bid proposal.

SPECIFICATIONS

1. Not Used

DRAWINGS

2. Sheets C-1.0 and C-2.0

A. Graphic Scale indicated on the Drawings should be 1 1/2" = 20'.

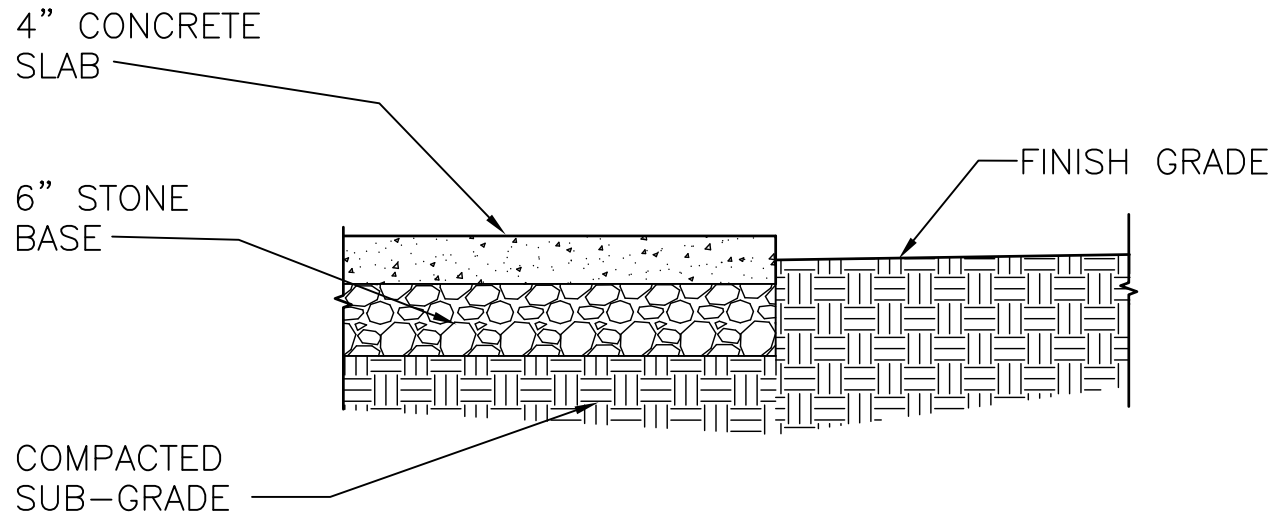
3. Sheets C-1.3

A. Clarification: Note #4 is not applicable to scope on this sheet..

4. Sheet C-301

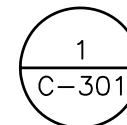
- A. Sheet C-301 will be issued in the Construction Set, however, there are three details included in this Addendum that are included on that new Sheet.
- B. See Detail 1/C-301, included with this Addendum, for the Detail of the Concrete Sidewalk.
- C. See Detail 2/C-301, included with this addendum, for the rolled edge along the soft-play playgrounds – that is to be coordinated with the Soft Surface Contractor. Note that the alignment and termination along asphalt edges is similar to Detail 3/C-301.
- D. See Detail 3/C-301. Included with this addendum, for the trench drain set in concrete and site transition detail. Note: Contractor is responsible for determining the final inverts for the trench drain based on filed conditions and select the specific trench drain for slope that is required.

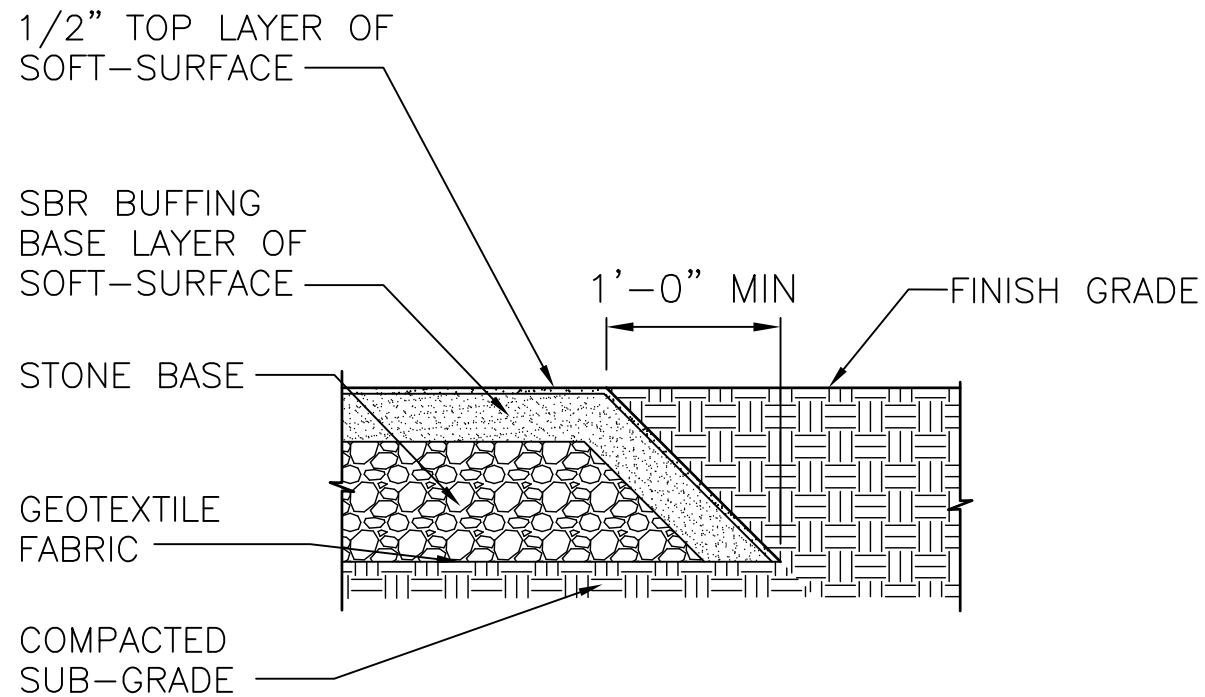
Pages 1, inclusive, and three (3) 8 1/2" x 11" Drawings, constitute the total makeup of **Addendum Two**.



CONCRETE SLAB SIDEWALK DETAIL

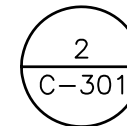
SCALE: $\frac{3}{4}" = 1'-0"$





ROLLED EDGE ON STONE BASE

SCALE: 3/4" = 1'-0"



1/2" TOP LAYER OF
SOFT-SURFACE

SBR BUFFING
BASE LAYER OF
SOFT-SURFACE

STONE BASE
REFER TO
DRAWINGS

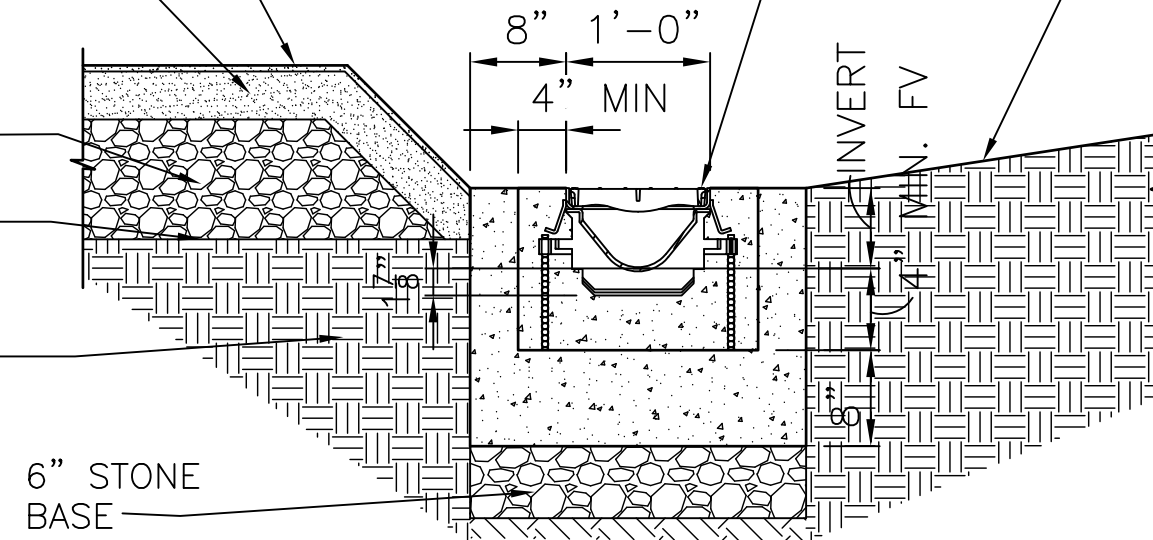
GEOTEXTILE
FABRIC

COMPACTED
SUB-GRADE

6" STONE
BASE

TRENCH DRAIN AND
CONCRETE SURROUND

FINISH GRADE



ROLLED EDGE ON TRENCH DRAIN ON STONE BASE

SCALE: 3/4" = 1'-0"

