

**ADDENDUM  
NO. 1**

**April 24, 2026**

**INTERIOR FINISH IMPROVEMENTS TO BENJAMIN FRANKLIN MIDDLE SCHOOL AND THOMAS JEFFERSON MIDDLE SCHOOL**

**TO: ALL BIDDERS OF RECORD**

This Addendum forms a part of and modifies the Bidding Requirements, Contract Forms, Contract Conditions, the Specifications, and the Drawings dated April 3, 2026 by Gibraltar Design. Acknowledge receipt of the Addendum in the space provided on the Bid Form. Failure to do so may subject the Bidder to disqualification.

This Addendum consists of pages ADD 1-1 through ADD 1-3 and attached and attached Addendum No. 1 from Gibraltar Design dated April 24, 2026, and consisting of 2 pages, Specification Section 12 61-13 - Auditorium Fixed Seating, and 11 drawings.

**A. SPECIFICATION SECTION 00 31 00 - INDIANA BID FORM**

**1. REPLACE:**

Specification Section 00 31 00 - Indiana Bid Form with the attached revised section

**B. SPECIFICATION SECTION 01 12 00 - MULTIPLE CONTRACT SUMMARY**

Under 3.03 Bid Categories

**A. BID CATEGORY NO. 01 - GENERAL TRADES**

1. **REVISE:**

Clarification No. 4:

Regarding Specification Section 02 41 30 Minor Demolition for Remodeling; the **Bid Category No. 2 Contractor** shall be responsible for all work associated with wall refinishing. This includes, but is not limited to, removal and disposal of existing wall coverings, wall carpet, surface preparation, patching, and any demolition required to properly refinish the walls. The **Bid Category No. 2 Contractor** shall also remove and, upon completion of wall finishes, reinstall all electrical wall plates, devices, and other wall-mounted items impacted by wall refinishing. The Bid Category No. 1 Contractor shall provide labor and materials for all other demolition work indicated on the architectural plans and demolition notes not specifically related to wall refinishing. This includes all general demolition activities outside of wall covering removal and wall finish preparation. The intent is for the Painting Contractor (**Bid Category No. 2**) to handle all items related to wall preparation and refinishing, while the General Trades Contractor (**Bid Category No. 1**) is responsible for all remaining demolition scope.

2. **ADD:**

Clarification No. 9:

Valparaiso Community Schools will coordinate the draining of existing sprinkler lines and the removal/reinstallation of cameras and security devices as required for Note C on Drawing A-901-TJ. Any other items impacted by this work shall be the responsibility of the **Bid Category No. 1 Contractor**.

Clarification No. 10:

The **Bid Category No. 1 Contractor** shall include the removal of existing auditorium seating, including any electrical connections attached to the seats, filling and patching all holes as required prior to installation of new flooring finishes, and reconnection of electrical services to the new auditorium seating upon installation.

Clarification No. 11:

The **Bid Category No. 1 Contractor** shall include a \$5,000.00 allowance in their base bid for wood floor repairs to the auditorium stage.

**B. BID CATEGORY NO. 2 - PAINTING**

**1. REVISE:**

Clarification No. 2:

Regarding Specification Section 02 41 30 Minor Demolition for Remodeling; the **Bid Category No. 2 Contractor** shall be responsible for all work associated with wall refinishing. This includes, but is not limited to, removal and disposal of existing wall coverings, wall carpet, surface preparation, patching, and any demolition required to properly refinish the walls. The **Bid Category No. 2 Contractor** shall also remove and, upon completion of wall finishes, reinstall all electrical wall plates, devices, and other wall-mounted items impacted by wall refinishing. The Bid Category No. 1 Contractor shall provide labor and materials for all other demolition work indicated on the architectural plans and demolition notes not specifically related to wall refinishing. This includes all general demolition activities outside of wall covering removal and wall finish preparation. The intent is for the Painting Contractor (**Bid Category No. 2**) to handle all items related to wall preparation and refinishing, while the General Trades Contractor (**Bid Category No. 1**) is responsible for all remaining demolition scope.

**C. SPECIFICATION SECTION 01 23 00 - ALTERNATES**

**1. ADD:**

ALTERNATE NO. 3: State the cost to provide Theater seating manufactured by Irwin Seating if not already included in your Base Bid.

**CONTRACTOR'S BID FOR PUBLIC WORKS FORM NO. 96**

Format (Revised 2013)  
(Amended for VCS)

**Interior Finish Improvements to:  
Benjamin Franklin Middle School  
Thomas Jefferson Middle School**  
Valparaiso, IN

**PART I**

(To be completed for all bids. Please type or print)

Date (month, day, year): \_\_\_\_\_

BIDDER (Firm) \_\_\_\_\_

Address \_\_\_\_\_ P.O. Box \_\_\_\_\_

City/State/Zip \_\_\_\_\_

Telephone Number: \_\_\_\_\_ Email Address: \_\_\_\_\_

Person to contact regarding this Bid \_\_\_\_\_

Pursuant to notices given, the undersigned offers to furnish labor and/or materials necessary to complete the public works project of:

\_\_\_\_\_ Insert Category No. (s) and Name(s)

Of public works project, *Interior Finish Improvement to: Benjamin Franklin Middle School and Thomas Jefferson Middle School* in accordance with Plans and Specifications prepared by *Gibraltar Design, 4030 Vincennes Rd., Suite 100, Indianapolis, IN 46268*, as follows:

BASE BID

For the sum of \_\_\_\_\_  
(Sum in words)

\_\_\_\_\_ DOLLARS (\$ \_\_\_\_\_)

(Sum in figures)

The undersigned acknowledges receipt of the following Addenda:

Receipt of Addenda No. (s) \_\_\_\_\_

PROPOSAL TIME

Bidder agrees that this Bid shall remain in force for a period of sixty (60) consecutive calendar days from the due date, and Bids may be accepted or rejected during this period. Bids not accepted within said sixty (60) consecutive calendar days shall be deemed rejected.

Attended pre-bid conference            YES \_\_\_\_\_            NO \_\_\_\_\_

Has visited the jobsite                    YES \_\_\_\_\_            NO \_\_\_\_\_

The Bidder has reviewed the Guideline Schedule in Section 01 32 00 and the intent Of the schedule can be met.

YES \_\_\_\_\_            NO \_\_\_\_\_

The Bidder has included their Written Drug Testing Plan that covers all employees of the bidder who will perform work on the public work project and meets or exceeds the requirements set in IC 4-13-18-5 or IC 4-13-18-6.

YES \_\_\_\_\_            NO \_\_\_\_\_

The Skillman Corporation’s diversity initiative is to create a program to encourage, assist and measure the active participation of Minority- Owned, Women-Owned, Veteran – Owned and Disabled Individual-Owned Businesses. The Program is to ensure that MWVDBEs are provided full and equal opportunity to participate in all Skillman Corporation’s Projects.

Bidder has included:            DBE: YES \_\_\_\_\_ %            NO \_\_\_\_\_  
   MBE: YES \_\_\_\_\_ %            NO \_\_\_\_\_  
   WBE: YES \_\_\_\_\_ %            NO \_\_\_\_\_  
   VBE: YES \_\_\_\_\_ %            NO \_\_\_\_\_

The undersigned further agrees to furnish a bond or certified check with this Bid for an amount specified in the Notice to Bidders. If Alternate Bids apply, submit a proposal for each in accordance with the Plans and Specifications.

If additional units of material included in the contract are needed, the cost of units must be the same as that shown in the original contract if accepted by the governmental unit. If the bid is to be awarded on a unit basis, the itemization of the units shall be shown on a separate attachment.

The contractor and his subcontractors, if any, shall not discriminate against or intimidate any employee, or applicant for employment, to be employed in the performance of this contract, with respect to any matter directly or indirectly related to employment because of race, religion, color, sex, national origin, or ancestry. Breach of this covenant may be regarded as a material breach of the contract.

CERTIFICATION OF USE OF UNITED STATES STEEL PRODUCTS

I, the undersigned bidder, or agent as a contractor on a public works project, understand my statutory obligation to use steel products made in the United States (I.C. 5-16-8-2). I hereby certify that I and all subcontractors employed by me for this project will use U.S. steel on this project if awarded. I understand that violations hereunder may result in forfeiture of contractual payment.

ALTERNATE BIDS

A blank entry or an entry of "No Bid", "N/A", or similar entry on any Alternate will cause the bid to be rejected as non-responsive only if that Alternate is selected. If no change in the bid amount is required, indicate "No Change".

**\*\*MARK "ADD" OR "DEDUCT" FOR EACH ALTERNATE\*\***

Alternate Bid No. 1 - Refinish Stage Wood Flooring at Benjamin Franklin Middle School

Change the Base Bid the sum of \_\_\_\_\_  
(sum in words)  
\_\_\_\_\_ DOLLARS (\$\_\_\_\_\_) ADD  
(sum in figures) DEDUCT

Alternate Bid No. 2 - Carpet by Tarkett Flooring

Change the Base Bid the sum of \_\_\_\_\_  
(sum in words)  
\_\_\_\_\_ DOLLARS (\$\_\_\_\_\_) ADD  
(sum in figures) DEDUCT

Alternate Bid No. 3 - Theater Seating by Irwin Seating

Change the Base Bid the sum of \_\_\_\_\_  
(sum in words)  
\_\_\_\_\_ DOLLARS (\$\_\_\_\_\_) ADD  
(sum in figures) DEDUCT

**PART II**

(For projects of \$150,000 or more – IC 36-1-12-4)

These statements to be submitted under oath by each bidder with and as a part of his bid. (Attach additional pages for each section as needed.)

**SECTION I EXPERIENCE QUESTIONNAIRE**

1. What public works projects has your organization completed for the period of one (1) year prior to the date of the current bid?

Contract Amount	Class of Work	Completion Date	Name and Address of Owner

2. What public works projects are now in the process of construction by your organization?

Contract Amount	Class of Work	Completion Date	Name and Address of Owner

3. Have you ever failed to complete any work awarded to you? \_\_\_\_\_ If so, where and why?

---

---

---

4. List references from private firms for which you have performed work.

---

---

---

**SECTION II PLAN AND EQUIPMENT QUESTIONNAIRE**

1. Explain your plan or layout for performing proposed Work. (Examples could include a narrative of when you could begin, complete the project, number of workers, etc. and any other information which you believe would enable the governmental unit to consider your bid.)

---

---

---

---

2. Please list the names and addresses of all subcontractors (i.e. persons or firms outside your own firm who have performed part of the work) that you have used on public works projects during the past five (5) years along with a brief description of the work done by each subcontractor.

---

---

---

---

3. If you intend to sublet any portion of the work, state the name and addresses of each subcontractor, equipment to be used by the subcontractor, and whether you will required a bond. However, if you are unable to currently provide a listing, please understand a listing must be provided prior to contract approval. Until the completion of the proposed project, you are under a continuing obligation to immediately notify the governmental unit in the event that you subsequently determine that you will use a subcontractor on the proposed project.

---

---

---

---

4. What equipment do you have available to use for the proposed Project? Any equipment used by subcontractors may also be required to be listed by the governmental unit.

---

---

---

5. Have you into contracts or received offers for all materials which substantiate the prices used in preparing your proposal? If not, please explain the rationale used which corroborate the process listed.

---

---

---

---

### **SECTION III CONTRACTOR'S FINANCIAL STATEMENT**

Attachment of Bidder's financial statement is mandatory. Any Bid submitted without said financial statement as required by statute shall thereby be rendered invalid. The financial statement provided hereunder to the governing body awarding the Contract must be specific enough in detail so that said governing body can make a proper determination of the Bidder's capability for completing the Project if awarded.

### **SECTION IV CONTRACTOR NON-COLLUSION AFFIDAVIT**

The undersigned Bidder or agent, being duly sworn on oath, says that he has not, nor has any other member, representative, or agent of the firm, company, corporation or partnership represented by him, entered into any combination, collusion or agreement with any person relative to the price to be bid by anyone at such letting nor to prevent any person from bidding nor to induce anyone to refrain from bidding, and that this Bid is made without reference to any other bid and without any agreement, understanding or combination with any other person in reference to such bidding.

He further says that no person or persons, firms, or corporations has, have, or will receive directly or indirectly, any rebate, fee, gift, commission, or thing of value on account of such contract.

**SECTION V OATH AND AFFIRMATION**

I HEREBY AFFIRM UNDER THE PENALTIES OF PERJURY THAT THE FACTS AND INFORMATION CONTAINED IN THE FOREGOING BID FOR PUBLIC WORKS ARE TRUE AND CORRECT

Dated at \_\_\_\_\_ this \_\_\_\_\_ day of \_\_\_\_\_, 20

\_\_\_\_\_  
(Name of Organization)

By

\_\_\_\_\_

\_\_\_\_\_  
(Title of Person Signing)

**ACKNOWLEDGEMENT**

STATE OF \_\_\_\_\_ )  
 ) SS:  
COUNTY OF \_\_\_\_\_ )

Before me, a Notary Public, personally appeared the above-named

\_\_\_\_\_

Swore that the statements contained in the foregoing document are true and correct.

Subscribed and sworn to before me this \_\_\_\_\_ day of \_\_\_\_\_,

\_\_\_\_\_  
(Title)

\_\_\_\_\_  
Notary Public

My Commission Expires: \_\_\_\_\_

County of Residence: \_\_\_\_\_

END OF SECTION 00 31 00

## ADDENDUM ONE

**Addendum One (AD.01)** to the drawings and specifications prepared by Gibraltar Design for **Interior Finish Improvements to Benjamin Franklin and Thomas Jefferson Middle Schools** for Valparaiso Community Schools, Valparaiso, Indiana.

All Contractors bidding on this project shall read all of the items covered below and shall comply with all of the requirements as set forth, including any necessary refinements or additions generated by this Addendum and required by the intent of the original contract documents. All Contractors shall acknowledge on their bid form that they have received this Addendum and include the appropriate content of same within their bid proposal.

## SPECIFICATIONS

1. **Specification Section 12 61 13 Auditorium and Theater Seating**
  - A. Replace Specification Section 12 61 13, Auditorium Fixed Seating, with new section included in this Addendum, to the Project Manual.

## DRAWINGS

### BENJAMIN FRANKLIN MIDDLE SCHOOL

2. **Sheet A-801**
  - A. Refer to revised, full-size drawing, included in this Addendum, for finish selection revisions.

### THOMAS JEFFERSON MIDDLE SCHOOL

3. **Sheets AD-101, AD-102, AD-103, AD-104, AD-105, AD-106, AND AD-107**
  - A. Refer to revised, full-size drawing, included in this Addendum, for revisions to demolition plan notes.
4. **Sheet A-801**
  - A. Refer to revised, full-size drawing, included in this Addendum, for finish selection revisions.
5. **Sheet A-808**
  - A. Refer to revised, full-size drawing, included in this Addendum, for revised center armrest material.
6. **Sheet A-901**
  - A. Refer to revised, full-size drawing, included in this Addendum, for revisions to general notes.

Pages 1 through 2, inclusive, One (1) Specification Section 12 61 13, and Eleven (11) Full-Size Drawings, constitute the total makeup of **Addendum One**.



Y:\25-114 Valparaiso CS - Benjamin Franklin MS - Interior Finish Improvements\Specs\AD01\AD01.doc

# SECTION 12 61 13

## AUDITORIUM AND THEATER SEATING

### 1 General

#### 1.1 Section Includes

- A. Theater seating; fixed interior multiple seating units.
- B. Partly upholstered chairs with automatic seat uplift.
- C. Electrical Lighting - reconnection.

#### 1.2 Submittals

- A. Submit product data under provisions of Division 1.
  - 1. Provide manufacturer's technical data and installation instructions.
  - 2. Provide certificate from manufacturer that materials provided for seating have met with fire performance requirements.
  - 3. Provide samples of each exposed material and accessories.

#### 1.3 Quality Assurance

- A. Provide seating by a single manufacturer, including accessories, mounting, and installation of components.
- B. Provide varying width backs and seats as necessary to comply with approved shop drawings.
- C. Fire performance characteristics shall comply with all state and local codes.

#### 1.4 Delivery, Storage, And Handling

- A. Deliver products to site under provisions of Division 1.
- B. Store and protect products under provision of Division 1.

#### 1.5 Attic Stock

- A. Provide the following in either boxes or crates for owner to store:
  - 1. Spare Back Covers: Five (5).
  - 2. Spare Seat Covers: Five (5).
  - 3. Spare Comfort curved solid hardwood center armrests: Two (2).
  - 4. Spare Comfort curved solid hardwood aisle armrests: Two (2).

## 2 Products

### 2.1 Auditorium And Theater Seating – Acceptable Manufacturers

- A. Irwin Seating Company, Grand Rapids, Michigan. **Basis of Design is Irwin Seating, Citation Floor Mount Chairs.**
- B. Kl, Green Bay, Wisconsin; **Model: Concerto.**

### 2.2 Materials

- A. Steel Plates, Shapes, and Bars: ASTM A36.
- B. Steel Sheets for Baked Enamel Finish: ASTM A591, commercial and drawing quality; Class C, galvanized - bonderized.
- C. Expansion Bolts: Type, class, and style as recommended by chair manufacturer.
- D. Exposed Wood: Selected **northern hard maple or red oak** free of visible defects.
- E. Concealed Plywood: PS1/ANSI A199.1.
- F. Exposed Hardwood Plywood: Selected **maple or red oak** face plies, color matched if more than one piece.
- G. Fabric: Refer to Finish Legend.
- H. Plastic Components: Injection molded polyethylene, one piece, high impact, with built-in ultra-violet light inhibitors and anti-static compounds.
- I. Plastic Laminate: Minimum 0.050 inch thick for horizontal surfaces and 0.030 inch thick for vertical surfaces; color and finish shall be as selected by the Architect, manufactured in conformance with the standards of NEMA.
- J. Padding: Polyurethane foam complying with flammability requirements outlined in California Technical Information Bulletin #117, Resilient Cellular Materials Section A & D, when tested in accordance with Federal Test Method Standard 191, Method 5903.2.
- K. Aisle Lights: **(Scope of reconnecting to existing power is to be coordinated with Construction Manager).**
  - 1. Provide aisle lights for aisle standards located as shown on the Drawings. **Connect to existing power supply locations.**
  - 2. Provide low voltage, non-hazardous 12 volt, D.C. system aisle lights, utilizing semi-spherical, hooded, black fixtures mounted high on the aisle standard decorator panels, just beneath the armrests, to provide amber illumination for the floor adjacent to the aisle standards.

3. Light Assembly: High-output, light emitting diodes in surface mounted fixtures, designed to provide an even, consistent wash of illumination on the pathway adjacent to the standard.
  4. Completely pre-wire the aisle light standards with 15 inches of wiring extending beyond the raceway at the base of the standard.
  5. Provide the raceways attached to the standards with appropriate knock-outs thru which the wiring extension shall pass.
  6. Provide as part of the aisle light package a voltage reduction device suitable for conversion of 120 volt AC system power to 12 volt DC for aisle lights requirement.
  7. Provide voltage reduction device which is Underwriters' Laboratories listed as a Class II Power Unit for proper supply of power to the aisle lights.
  8. All wiring connections from the electric distribution system to the aisle light standards, as well as installation, proper safe mounting, and connection of the voltage reduction device, shall be the responsibility of Division 16, including provision of suitable locking-style electrical disconnect device.
- L. Row and Seat Designation: Provide aluminum row and seat plates on new seating:
1. At End of Rows, at aisles, provide capital letters on plates, 2-inch diameter plate and approximately 1 1/2-inch letter, mounted to end panel. Refer to drawing for number of rows.
  2. At face of each seat, provide a seat designation plate attached to the seat pan. Provide one seat plate per seat, approximately 1/2-inch high plate and 3/8-inch high numbers.
- M. ADA Transfer Arm: Due to site conditions, seating manufacturer is to provide operable transfer arms on the upper tier end-of aisle seats for ADA Seating.
- N. Finish:
1. Metal Parts: Treat metal parts with a five stage bonderization process followed with an epoxy powder coat, electrostatically applied to a thickness of 2-3 mils.
  2. Wood Parts: Stain exposed surfaces to color selected and coat with lacquer of sufficient film depth to afford wear resistance of institutional quality and oven baked.
  3. Plastic Parts: Selected from manufacturer's available full color range.
  4. Hardware: Rust resistant, black plated.

## 2.3 Fabrication

- A. Floor Mounting: Fabricate seating units for attachment to floor using standards manufactured to maintain seat and back in proper angular relationship.
- B. Metal Standards: Fabricate chair standards of heavy gage rectangular steel tubing securely welded to steel mounting plate, with seat, back, and arm rest connections welded to tubing.
- C. End Panels: Provide manufacturer's end panels securely attached to aisle standards; surfaced with **solid hardwood veneer**.
- D. Seats and Backs: Provide manufacturer's standard seats and backs with padding and fabric covering; equip seats with automatic uplift devices.
- E. Hinges: Provide heavy-duty steel hinges; compensating type.
- F. Arm Rests: Provide arm rest at each aisle and between chairs; solid hardwood with eased edges.

## 3 Execution

### 3.1 Examination

- A. Verify that surfaces are ready to receive work.
- B. Beginning of installation means installer accepts existing conditions.

### 3.2 Installation

- A. Install in accordance with manufacturer's instructions.

## END OF SECTION



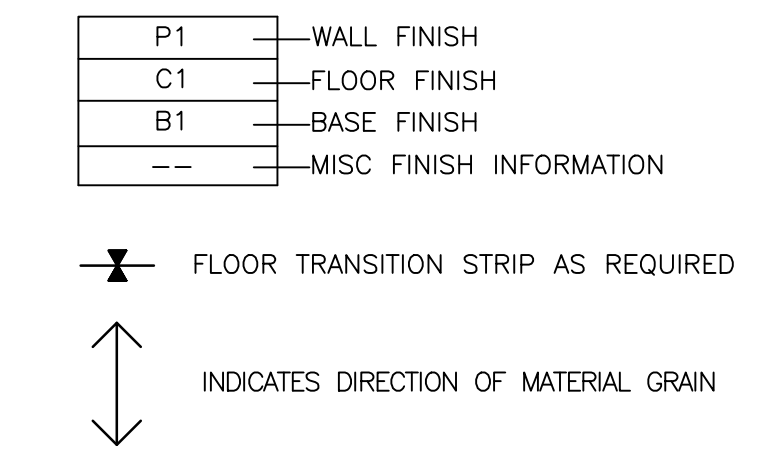
**GIBRALTAR DESIGN**  
ARCHITECTURE • ENGINEERING • INTERIOR DESIGN

PROJECT  
**BENJAMIN FRANKLIN MS AND THOMAS JEFFERSON MS INTERIOR FINISH IMPROVEMENTS**  
VALPARAISO COMMUNITY SCHOOLS  
VALPARAISO, INDIANA

**GENERAL FINISH PLAN NOTES:**

- REFERENCE FINISH LEGEND FOR FINISH INFORMATION.
- PRIOR TO INSTALLATION OF NEW FINISHES CONTRACTOR SHALL INSPECT ALL SUBSTRATES. IF A SUBSTRATE IS DEEMED UNACCEPTABLE THE CONTRACTOR SHALL TAKE THE NECESSARY STEPS TO RECTIFY THE SITUATION OR CONTACT THE ARCHITECT WITH THE CONCERN. PROCEEDING WITH THE INSTALLATION OF FINISHES WILL BE CONSIDERED THAT THE INSTALLER AND/OR FINISHER HAS ACCEPTED SAID SUBSTRATE. NO CHANGE ORDER WILL BE ISSUED TO RECTIFY CONCEALED OR UNSATISFACTORY SUBSTRATE ONCE FINISH WORK HAS PROCEEDED.
- PREPARE ALL WALL CONSTRUCTION, NEW AND EXISTING, TO RECEIVE NEW FINISHES AS PER MANUFACTURER'S RECOMMENDED INSTALLATION METHODS AND MATERIALS FOR ALL FINISHES.
- ALL FLOORING IS TO BE LEVELED WITHIN 1/4" IN 10'-0" WITH LATEX MATERIAL. MOISTURE CONTENT IN AREA IS TO BE TESTED PRIOR TO INSTALLATION OF FLOORING MATERIAL. CONTRACTOR TO INSTALL FLOORING PER MANUFACTURER'S RECOMMENDED METHOD.
- FLOORING CONTRACTOR TO SUBMIT A SEAMING DIAGRAM FOR FLOORING MATERIAL INCLUDING NOTATION OF MATERIAL DIRECTION, PRIOR TO INSTALLATION.
- ALL FLOORING TRANSITIONS SHALL COMPLY WITH ADA GUIDELINES.
- ALL EXPOSED METAL SURFACES, SUCH AS GRILLES, FIRE EXTINGUISHER CABINETS, ETC. THAT ARE NOTED TO BE PAINTED, SHALL BE PAINTED WITH ALKYLID TYPE PAINT, COLOR TO BE COORDINATED WITH DESIGNER UNLESS OTHERWISE NOTED.
- CONTRACTOR TO PROVIDE AND INSTALL FLOORING TRANSITIONS AS INDICATED ON THE FLOOR PATTERN PLANS. WHERE NONE ARE NOTED, CONTRACTOR SHALL VERIFY REQUIRED TYPE/COLOR WITH ARCHITECT.
- ALL FLOOR FINISH TRANSITIONS AT DOORS SHALL BE CENTERED UNDER DOOR UNLESS NOTED OTHERWISE.
- THE CONTRACTOR SHALL BE RESPONSIBLE TO VERIFY THAT ALL NEW INTERIOR WALL AND CEILING FINISHES WILL BE CLASS B MINIMUM, WITH A FLAME SPREAD RATING OF 75 MAXIMUM, AND A SMOKE DEVELOPED INDEX OF 450 MAXIMUM, PER IBC SECTION 803.

**FINISH SYMBOL LEGEND:**

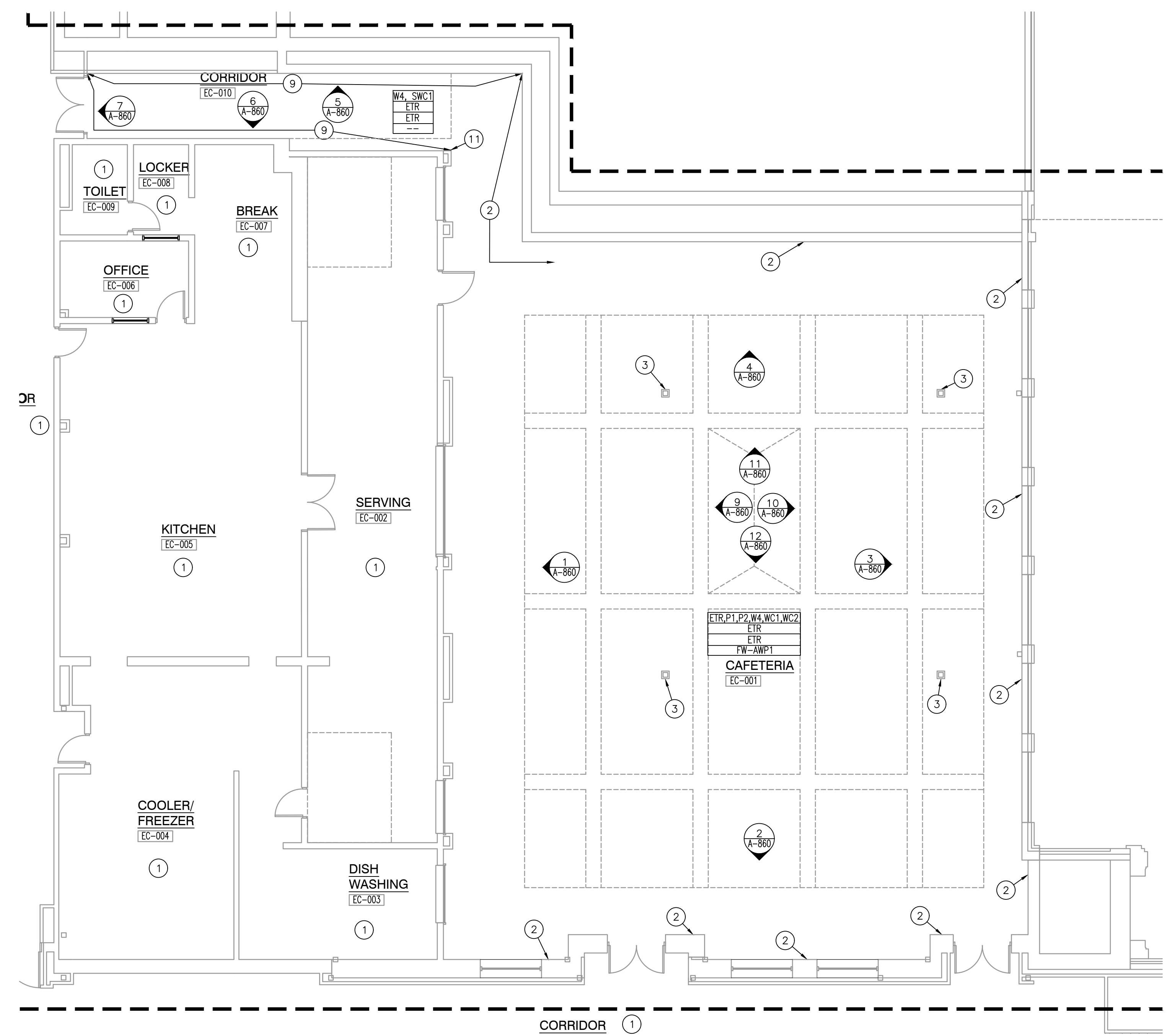


**FINISH PLAN NOTES:**

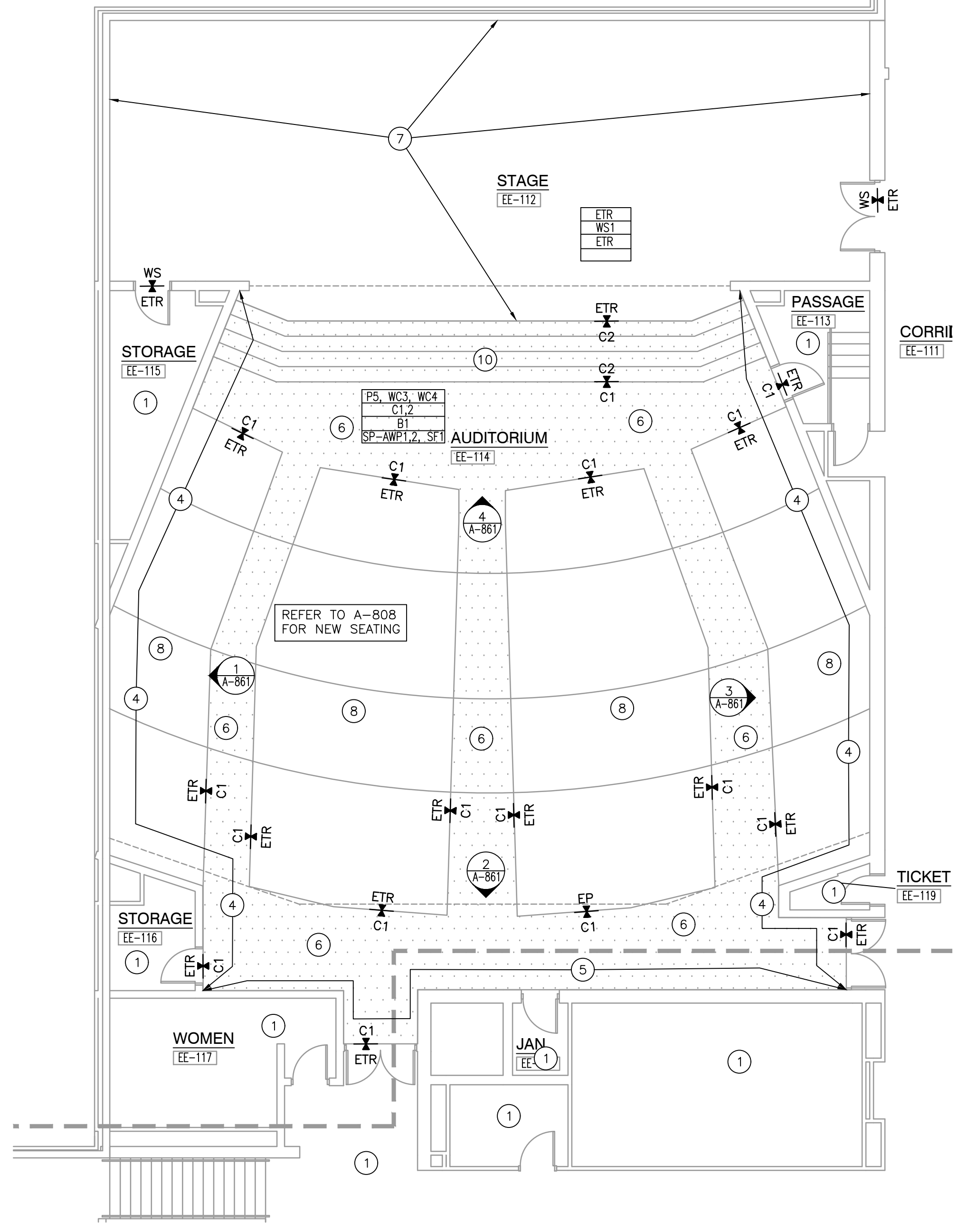
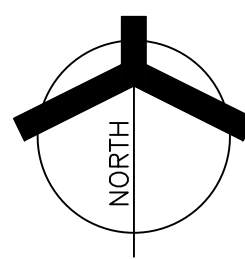
- (ALL PLAN NOTES MAY NOT BE INDICATED ON THIS PLAN)
- NO WORK IN THIS ROOM UNLESS NOTED OTHERWISE.
  - WALLCOVERING, WC1. REFER TO INTERIOR ELEVATIONS.
  - WALLCOVERING, WC2. REFER TO INTERIOR ELEVATIONS.
  - WALLCOVERING, WC3. REFER TO INTERIOR ELEVATIONS.
  - WALLCOVERING, WC4. REFER TO INTERIOR ELEVATIONS.
  - CARPET, C1.
  - REFINISH STAGE FLOOR - ALTERNATE.
  - EXISTING SEATING AND FLOOR FINISH TO REMAIN.
  - ACOUSTIC WALLCOVERING, SWC1. REFER TO INTERIOR ELEVATIONS.
  - CARPET, C2, TREAD AND RISER.
  - METAL L-TRIM

FINISH LEGEND							
SURFACE	MARK	DESCRIPTION	MANUFACTURER	PATTERN/FINISH	NUMBER/COLOR	SIZE	COMMENTS
<b>CEILING MATERIALS</b>							
ACT1		ACOUSTICAL CEILING	ARMSTRONG	OPTIMA LAY-IN	WHITE	24" X 24"	LOCATION: CAFETERIA & CORRIDOR
ACT2		ACOUSTICAL CEILING	ARMSTRONG	OPTIMA HEALTH ZONE	WHITE	24" X 24"	LOCATION: KITCHEN SERVING
<b>WALL BASE</b>							
B1		WALL BASE	JOHNSONITE	TRADITIONAL BASE	20/CHARCOAL	---	---
<b>FLOOR MATERIALS</b>							
C1	C1a	CARPET TILE	TARKETT	FORMATION	SIDERITE	24" X 24"	LOCATION: AUDITORIUM, VERTICAL ASHLAR
	C1b	CARPET TILE	J+J FLOORING	METAMORPHIC	2966 MARBLE	24" X 24"	LOCATION: AUDITORIUM, INSTALL ASHLAR
C2	C2a	CARPET BROADLOOM	TARKETT	FORMATION	TBD	---	LOCATION: AUDITORIUM
	C2b	CARPET BROADLOOM	J+J FLOORING	METAMORPHIC	2966 MARBLE	---	LOCATION: AUDITORIUM
WS1		WOOD STAIN	MINWAX	FLAT FINISH	DARK WALNUT MW2716	---	LOCATION: AUDITORIUM
<b>WALL MATERIALS</b>							
P1		PAINT	SHERWIN WILLIAMS		SW9165 GOSSAMER VEIL	---	LOCATION: CAFETERIA BULKHEADS + SKYLIGHT
P2		PAINT	SHERWIN WILLIAMS		SW1015 SKYLINE STEEL	---	LOCATION: CAFETERIA PERIMETER BULKHEAD
P3		PAINT	SHERWIN WILLIAMS		SW6203 SPARE WHITE	---	LOCATION: AUDITORIUM CEILING
P5		PAINT	SHERWIN WILLIAMS		SW7642 PAVESTONE	---	LOCATION: AUDITORIUM ACCENT
W4		PAINT	SHERWIN WILLIAMS		SW7044 AMAZING GRAY	---	LOCATION: CAFETERIA WALL TILE
WC1		WALLCOVERING	KOROSEAL	HOUSE OF TWEED	HT21-07/CHALET	---	LOCATION: CAFETERIA PERIMETER
WC2		WALLCOVERING	KOROSEAL	HOUSE OF TWEED	HT21-12/EMPIRE	---	LOCATION: CAFETERIA COLUMNS
WC3		WALLCOVERING	MOMENTUM/STUDIO SOURCE	WEAVE IT TO ME	BX4949/SUCCESS	---	LOCATION: AUDITORIUM SIDE WALLS
WC4		WALLCOVERING	MOMENTUM/ YORK	DREAM WEAVER	BX4881/CHARCOAL	---	LOCATION: AUDITORIUM BACK WALL
SWC1		ACOUSTIC WALLCOVERING	MOMENTUM	TRANQUILITY	2ATR-53 STONE	---	LOCATION: CAFETERIA CORRIDOR
<b>MISCELLANEOUS</b>							
FW-AWP1		ACOUSTICAL PANEL	MAYER FABRICS	EQUAL	394/OPAL	---	LOCATION: CAFETERIA
SP-AWP1		ACOUSTICAL PANEL	AUTEX ACOUSTICS	GROOVE/BAMBOO V7	CUBE/PARTHENON	1" THICK	LOCATION: AUDITORIUM - SEE NOTE 1
SP-AWP2		ACOUSTICAL PANEL	AUTEX ACOUSTICS	SMOOTH	CUBE/PARTHENON	3/8" THICK	LOCATION: AUDITORIUM - SEE NOTE 2
SF1		SPEAKER FABRIC	ACOUSTONE	FR-7002	DK GREY	---	LOCATION: AUDITORIUM SPEAKER COVER

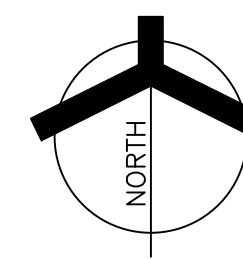
ETR = EXISTING TO REMAIN  
NOTE 1: FACTORY CUT ACOUSTICAL PANEL, SP-AWP1: STANDARD SIZE: 47 1/4" X 110" -TO- HALF SIZE, VERTICAL: 23 1/2" X 110" BEVEL EDGE, ALL FOUR SIDES  
NOTE 2: FIELD CUT ACOUSTICAL PANEL, SW-AWP2, TO FIT BETWEEN EXISTING WOOD TRIM; STRAIGHT EDGE



**UNIT "C" GROUND FLOOR FINISH PLAN**  
SCALE: 1/8" = 1'-0"



**UNIT "E" FIRST FLOOR FINISH PLAN**  
SCALE: 1/8" = 1'-0"



**GIBRALTAR DESIGN**  
9102 N. Meridian St., Ste. 300  
Indianapolis, IN 46260  
Homepage: www.GibraltarDesign.com  
Email: info@GibraltarDesign.com  
Phone: 317.580.5777 Fax: 317.580.5778

PROJECT  
25-114/115  
DATE  
04/03/26  
COORDINATED BY  
MR  
DRAWN BY  
MM, CN  
CHECKED BY  
MR, NS

COPYRIGHT NOTICE:  
THE CONCEPTS, DESIGNS, PLANS, DETAILS, ETC. SHOWN ON THIS DOCUMENT ARE THE PROPERTY OF GIBRALTAR DESIGN AND WERE CREATED FOR USE ON THIS SPECIFIC PROJECT. NONE OF THIS INFORMATION SHALL BE USED BY ANY PERSON OR FIRM FOR ANY PURPOSE WITHOUT THE EXPRESS WRITTEN CONSENT OF GIBRALTAR DESIGN. THE OWNER MAY RETAIN COPIES FOR INFORMATION AND REFERENCE IN CONNECTION ONLY WITH THIS PROJECT.

REVISIONS		
MARK	DATE	ISSUED FOR
AD.01	4/24/26	ADDENDUM 1

DRAWING  
**UNIT "C" GROUND FLOOR FINISH PLAN AND UNIT "E" FIRST FLOOR FINISH PLAN AND FINISH LEGEND**

PROJECT  
**BENJAMIN FRANKLIN MS AND THOMAS JEFFERSON MS INTERIOR FINISH IMPROVEMENTS**

GIBRALTAR DESIGN SHEET  
**A-801-BF**

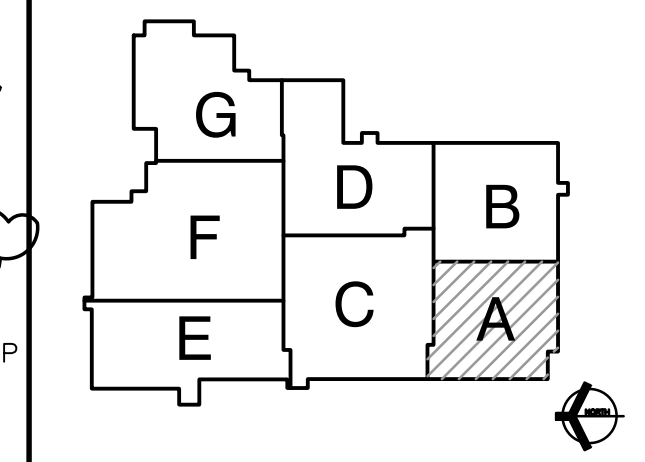
Thursday, 4/23/2026 3:11 PM - LAST SAVED BY:MMINER  
Y:\25-114 VALPARAISO CS - BENJAMIN FRANKLIN MS - INTERIOR FINISH IMPROVEMENTS\25-114 CAD\US ARCH\A-801.DWG



**GIBRALTAR DESIGN**  
ARCHITECTURE • ENGINEERING • INTERIOR DESIGN

PROJECT  
**BENJAMIN FRANKLIN MS AND THOMAS JEFFERSON MS INTERIOR FINISH IMPROVEMENTS**

VALPARAISO COMMUNITY SCHOOLS  
VALPARAISO, INDIANA



**GIBRALTAR DESIGN**  
9102 N. Meridian St., Ste. 300  
Indianapolis, IN 46260  
Homepage: www.GibraltarDesign.com  
Email: info@GibraltarDesign.com  
Phone: 317.580.5777 Fax: 317.580.5778

PROJECT: 25-115/114  
DATE: 04/03/26  
COORDINATED BY: MR  
DRAWN BY: MM  
CHECKED BY: MR, NS

**COPYRIGHT NOTICE:**  
THE CONCEPTS, DESIGNS, PLANS, DETAILS, ETC. SHOWN ON THIS DOCUMENT ARE THE PROPERTY OF GIBRALTAR DESIGN AND ARE NOT TO BE REPRODUCED OR TRANSMITTED IN ANY FORM OR BY ANY MEANS, ELECTRONIC OR MECHANICAL, INCLUDING PHOTOCOPYING, RECORDING, OR BY ANY INFORMATION STORAGE AND RETRIEVAL SYSTEM, WITHOUT THE EXPRESS WRITTEN CONSENT OF GIBRALTAR DESIGN. THE OWNER MAY RETAIN COPIES FOR INFORMATION AND REFERENCE IN CONNECTION ONLY WITH THIS PROJECT.

MARK	DATE	ISSUED FOR
AD.01	4/24/26	ADDENDUM 1

DRAWING  
**UNIT "A" ARCHITECTURAL FIRST FLOOR DEMOLITION PLAN**

PROJECT  
**BENJAMIN FRANKLIN MS AND THOMAS JEFFERSON MS INTERIOR FINISH IMPROVEMENTS**

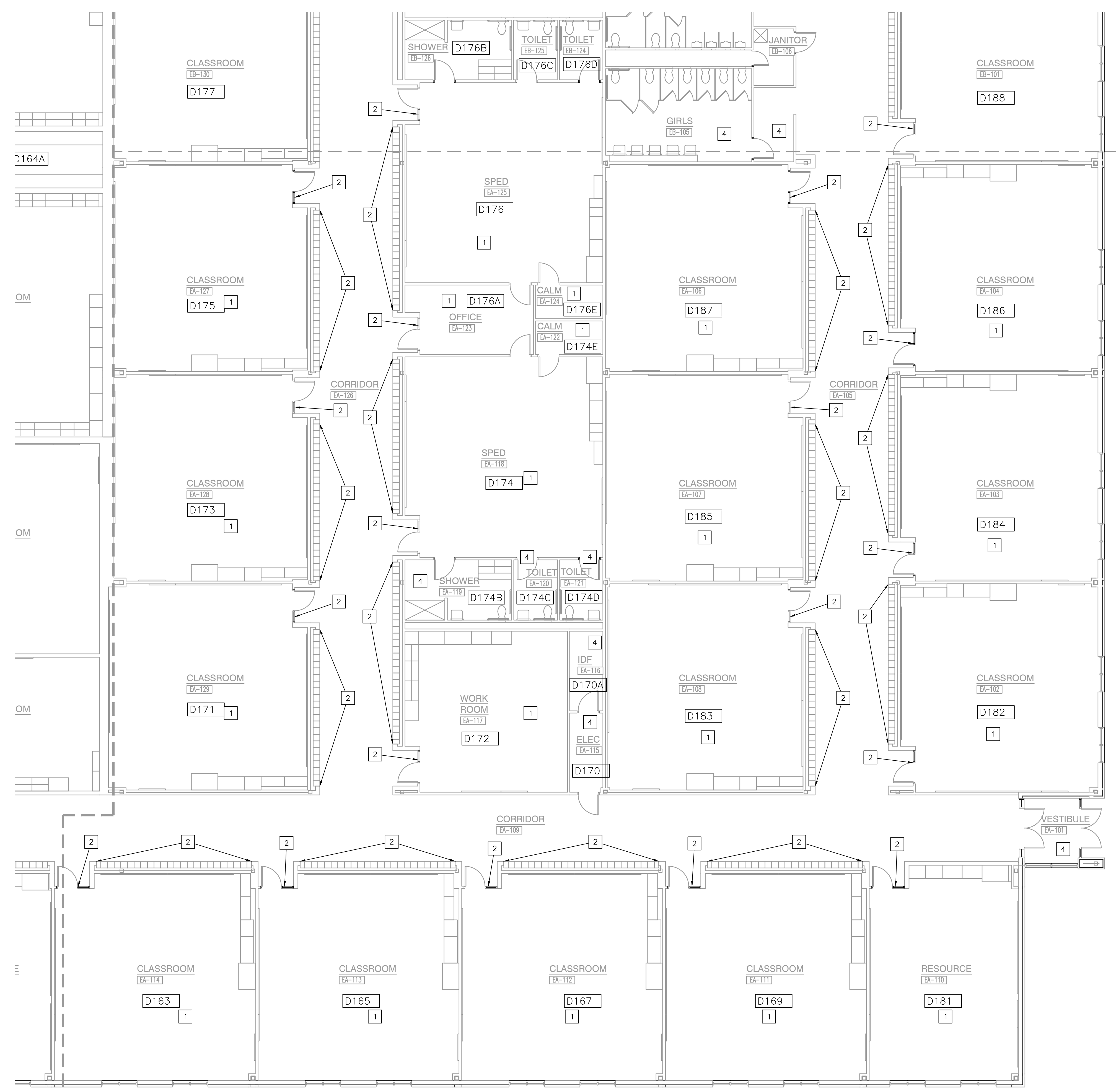
© GIBRALTAR DESIGN SHEET  
**AD101-TJ**

**GENERAL DEMOLITION NOTES:**

- A. FOR GENERAL PROJECT NOTES, MATERIAL INDICATIONS LEGEND, SYMBOL LEGEND, ABBREVIATIONS, ETC., REFER TO G1 SERIES SHEETS.
- B. UNLESS NOTED OTHERWISE ON THIS SHEET, THE GENERAL CONTRACTOR IS RESPONSIBLE FOR ALL DEMOLITION AND REMOVAL WORK INDICATED ON THIS SHEET.
- C. CONTRACTORS ENCOUNTERING EXISTING MATERIAL WHICH IS SUSPECTED OF CONTAINING ASBESTOS SHALL STOP WORK IMMEDIATELY AND NOTIFY THE OWNER AND THE OWNERS REPRESENTATIVE.
- D. BOLD DASHED LINES INDICATE EXISTING ITEMS TO BE REMOVED UNLESS OTHERWISE NOTED. THE CONTRACTOR SHALL BE RESPONSIBLE FOR FIELD VERIFYING THE EXTENT OF DEMOLITION WORK PRIOR TO BIDDING AND FOR COORDINATING THE EXTENT OF DEMOLITION WITH THE INSTALLATION OF NEW SYSTEMS.
- E. EACH CONTRACTOR SHALL BE RESPONSIBLE FOR ALL DEMOLITION APPLICABLE TO THEIR SCOPE OF WORK AND AS REQUIRED FOR INSTALLATION OF NEW WORK WHETHER OR NOT IT IS SPECIFICALLY INDICATED OR NOTED IN THESE DOCUMENTS.
- F. REMOVE ALL ITEMS AND FINISHES MADE OBSOLETE BY NEW CONSTRUCTION. VERIFY ITEMS DEEMED OBSOLETE WITH ARCHITECT PRIOR TO REMOVAL. REFER TO NEW CONSTRUCTION DRAWINGS FOR DEMOLITION REQUIRED NOT SHOWN ON DEMOLITION PLANS.
- G. EACH CONTRACTOR SHALL BE RESPONSIBLE FOR OFF SITE REMOVAL OF ALL DEMOLITION MATERIALS AND/OR ITEMS UNLESS NOTED OTHERWISE OR DIRECTED BY THE OWNER.
- H. PRIOR TO STARTING DEMOLITION, CONSTRUCT DUST CONTROL BARRIERS AS REQUIRED TO PREVENT THE SPREAD OF DUST INTO SURROUNDING AREAS (WHERE APPLICABLE).
- I. WHERE BUILDING EGRESS IS REQUIRED TO PASS THROUGH DEMOLITION AREAS, PROVIDE APPROVED BARRIERS, ETC. TO ENSURE SAFETY OF THE PUBLIC.
- J. DEMOLITION SHALL BE PERFORMED WITHOUT DAMAGE TO EXISTING CONSTRUCTION TO REMAIN. WHERE SUCH DAMAGE OCCURS, PATCH, REPAIR, OR RESTORE WALLS, FLOORS, CEILING, ETC. NEATLY TO MATCH EXISTING ADJACENT SURFACE. PROVIDE SHORING, BRACING, OR SUPPORT AS REQUIRED TO PREVENT MOVEMENT OR SETTLEMENT OF EXISTING STRUCTURES.
- K. EACH CONTRACTOR IS RESPONSIBLE FOR CUTTING, PATCHING, AND DISCONNECTION OF ITEMS APPLICABLE TO THEIR SCOPE OF WORK. WHERE EXISTING SERVICES ARE ABANDONED, CAP AT LEAST 1" BEHIND NEW FINISHES AND/OR EXISTING SURFACE AND PATCH AS REQUIRED TO RECEIVE NEW FINISHES OR MATCH EXISTING FINISH.
- L. ON WALLS THAT ARE TO RECEIVE NEW FINISHES, REMOVE AND REINSTALL EXISTING EQUIPMENT TO REMAIN AS REQUIRED FOR INSTALLATION OF NEW FINISHES. WHERE WALL COVERING IS REMOVED, CONTRACTOR IS TO REMOVE AND STORE FOR REINSTALLATION, SWITCHES, RECEPTACLES, AND MISCELLANEOUS FUTURE COVERS, INCLUDES WALL CLOCKS, THERMOSTATS, AND FIRE ALARM DEVICES TO THE GREATEST DEGREE POSSIBLE. REINSTALL ALL COVERS AND BOXES ONCE NEW FINISH IS COMPLETE.
- M. ALL EQUIPMENT AND FURNITURE WHICH ARE CONSIDERED LOOSE FURNISHING SHALL BE REMOVED BY THE OWNER PRIOR TO DEMOLITION.
- N. EACH CONTRACTOR SHALL BE RESPONSIBLE FOR GENERAL REVIEW OF DEMOLITION NOTES AND GENERAL DEMOLITION NOTES AS THEY APPLY TO THEIR SCOPE OF WORK.
- O. "FLOORING" DENOTES FLOOR COVERING MATERIALS INCLUDING BACKING, ADHESIVES, AND BASES DOWN TO BUT EXCLUSIVE OF FLOOR SLABS AND STRUCTURAL MATERIALS UNLESS NOTED OTHERWISE.
- P. REPLACEMENT OF CEILING TILES INCLUDE REMOVAL AND REINSTALLATION OF MISCELLANEOUS CEILING DEVICES, INCLUDING OCCUPANCY SENSORS, CAMERA'S, SPEAKERS AND MISCELLANEOUS LOW VOLTAGE DEVICES. DRAIN DOWN EXISTING SPRINKLER LINES AND PLACE THE LOCALIZED AREAS INTO "TEST MODE" DURING DEMOLITION AND INSTALLATION OF CEILING PADS.

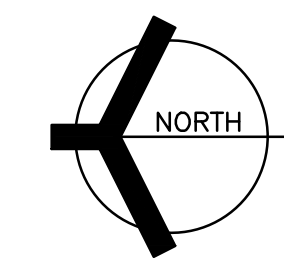
**DEMOLITION PLAN NOTES:**

- (ALL PLAN NOTES MAY NOT BE INDICATED ON THIS SHEET.)
- 1 REMOVE VINYL WALL COVERING AND BASE ON ALL WALLS, UNLESS NOTED OTHERWISE. DO NOT REMOVE DISPLAY BOARD. CUT VINYL WALL COVERING AT PERIMETER FRAME OF ALL DISPLAY BOARDS. EXISTING VINYL WALL COVERING BEHIND FRAME SHALL NOT BE VISIBLE. PREP WALL FOR NEW FINISHES. REFER TO INTERIOR ELEVATIONS.
  - 2 REMOVE VINYL WALL COVERING ABOVE LOCKERS, AT ROOM ENTRY AND AROUND DISPLAY CASE. PREP FOR NEW VINYL WALL COVERING. REFER TO INTERIOR ELEVATIONS.
  - 3 EXISTING PAINT. PREP FOR NEW PAINT FINISH.
  - 4 NO WORK IN THIS ROOM UNLESS NOTED OTHERWISE.
  - 5 REMOVE VINYL WALL COVERING AND BASE, PREP FOR NEW FINISHES.
  - 6 REMOVE AND DISPOSE OF ALL EXISTING SEATING.
  - 7 REMOVE RECEPTACLES AND VIDEO OUTLETS. REMOVE THE EXISTING WIRING, CABLING, AND CONDUITS BACK TO THE SOURCES IN SUCH A MANNER AS TO KEEP ALL OTHER DEVICES ON THESE CIRCUITS/CABLING IN SERVICE. PATCH AND REPAIR WALL TO BE SMOOTH TO ADJACENT FINISH TRANSITION TO EXISTING WALL.
  - 8 REMOVE WALL CARPET AND BASE. PREP FOR NEW FINISHES. REFER TO INTERIOR ELEVATIONS.
  - 9 PATCH AND PREP CONCRETE FLOOR FOR NEW OPAQUE FINISH.
  - 10 REMOVE VINYL WALL COVERING ABOVE ACOUSTICAL WALL CARPET AND PREP FOR NEW FINISH.
  - 11 CAREFULLY SALVAGE CEILING TILES AND RETURN UNDAMAGED TILES TO OWNER. CEILING GRID TO REMAIN. DO NOT SALVAGE TILES IN KITCHEN SERVING AREA.
  - 12 REMOVE CARPET FROM CEILING. PREP FOR NEW FINISH. REFER TO REFLECTED CEILING PLAN.
  - 13 EXISTING WALL CARPET TO REMAIN IN STAIR WELL AND BEHIND LOW WALL.
  - 14 REMOVE FLOOR CARPET. PREP FOR NEW FINISH.



**UNIT "A" ARCHITECTURAL FIRST FLOOR DEMOLITION PLAN**

SCALE: 1/8" = 1'-0"



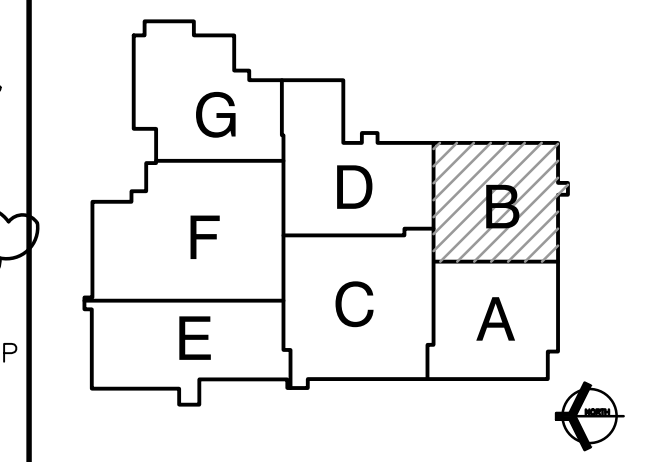
Thursday, 4/23/2026 - 3:19 PM - LAST SAVED BY:MMINER  
Y:\25-115 VALPARAISO CS - THOMAS JEFFERSON MS -  
INTERIOR FINISH IMPROVEMENTS\25-115 CAD\US  
ARCH\AD101.DWG



**GIBRALTAR**  
DESIGN  
ARCHITECTURE • ENGINEERING • INTERIOR DESIGN

PROJECT  
**BENJAMIN FRANKLIN MS AND THOMAS JEFFERSON MS INTERIOR FINISH IMPROVEMENTS**

VALPARAISO COMMUNITY SCHOOLS  
VALPARAISO, INDIANA



**GIBRALTAR DESIGN**  
9102 N. Meridian St., Ste. 300  
Indianapolis, IN 46260  
Homepage: www.GibraltarDesign.com  
Email: info@GibraltarDesign.com  
Phone: 317.580.5777 Fax: 317.580.5778

PROJECT: 25-115/114  
DATE: 04/03/26  
COORDINATED BY: MR  
DRAWN BY: MM  
CHECKED BY: MR, NS

COPYRIGHT NOTICE:  
THE CONCEPTS, DESIGNS, PLANS, DETAILS, ETC. SHOWN ON THIS DOCUMENT ARE THE PROPERTY OF GIBRALTAR DESIGN AND WERE CREATED FOR USE ON THIS SPECIFIC PROJECT. NONE OF THIS INFORMATION SHALL BE USED BY ANY PERSON OR FIRM FOR ANY PURPOSE WITHOUT THE EXPRESS WRITTEN CONSENT OF GIBRALTAR DESIGN. THE OWNER MAY RETAIN COPIES FOR INFORMATION AND REFERENCE IN CONNECTION ONLY WITH THIS PROJECT.

REVISIONS	MARK	DATE	ISSUED FOR
	AD.01	4/24/26	ADDENDUM 1

DRAWING  
**UNIT "B" ARCHITECTURAL FIRST FLOOR DEMOLITION PLAN**

PROJECT  
**BENJAMIN FRANKLIN MS AND THOMAS JEFFERSON MS INTERIOR FINISH IMPROVEMENTS**

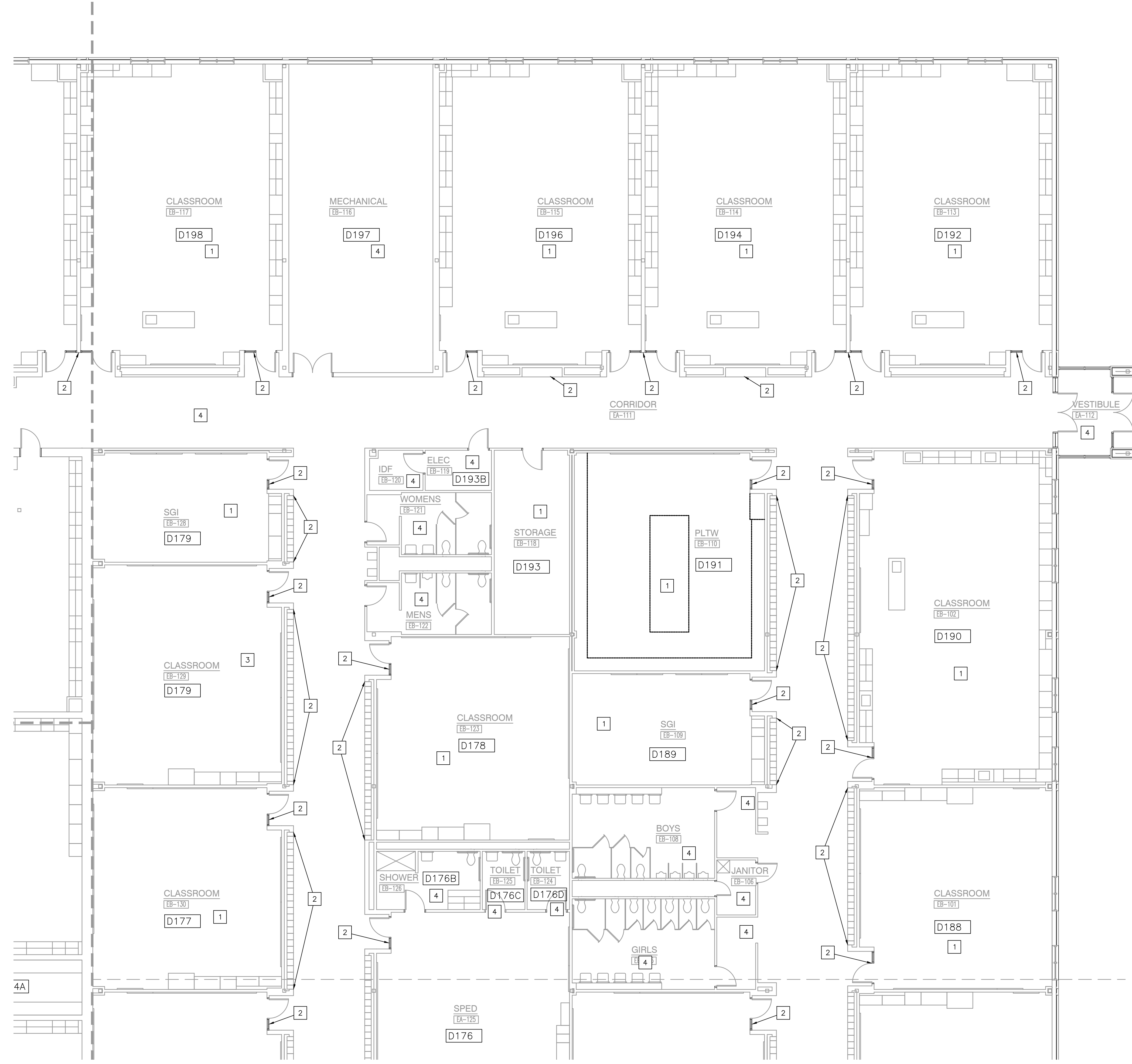
GIBRALTAR DESIGN SHEET  
**AD102-TJ**

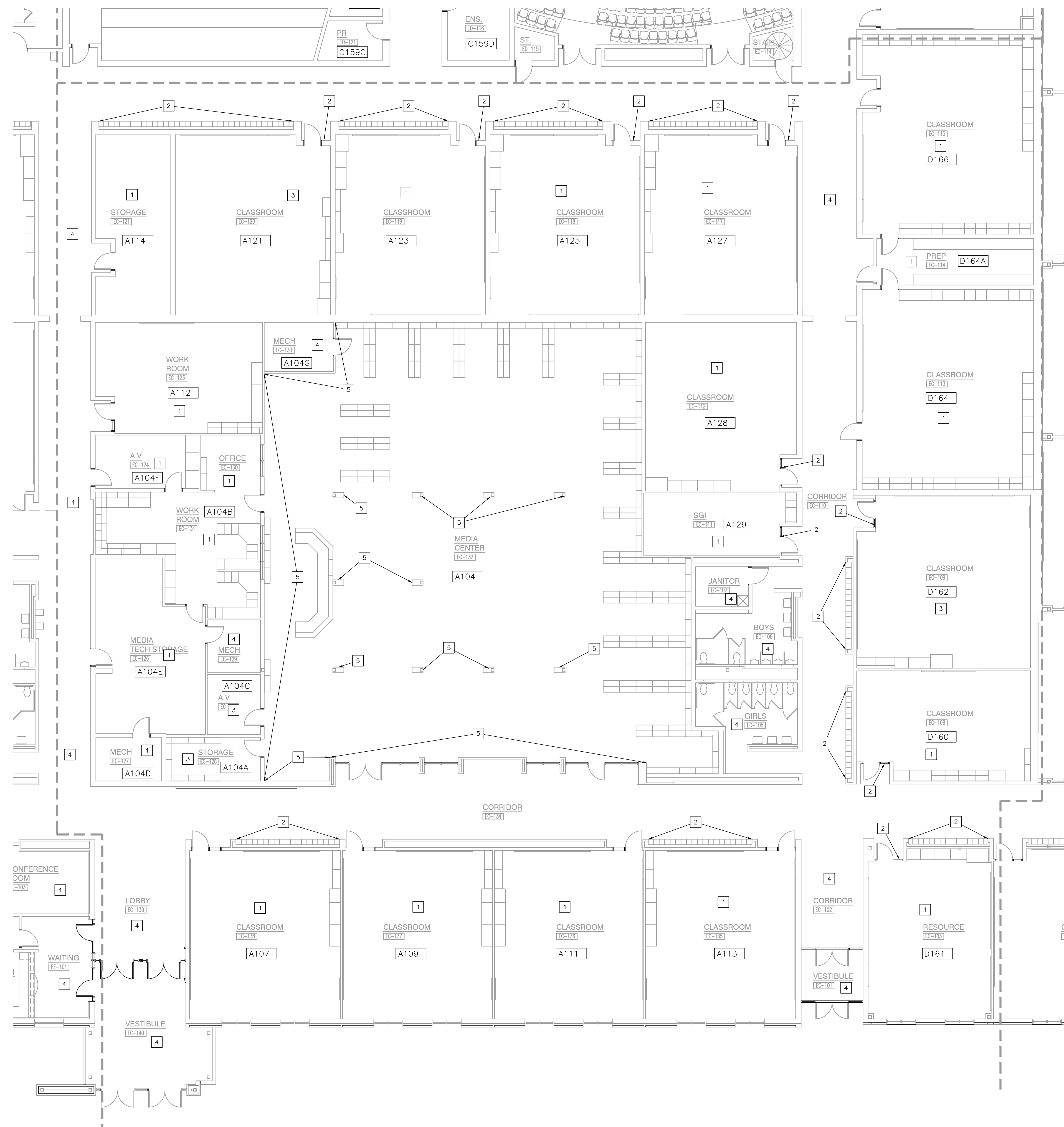
**GENERAL DEMOLITION NOTES:**

- A. FOR GENERAL PROJECT NOTES, MATERIAL INDICATIONS LEGEND, SYMBOL LEGEND, ABBREVIATIONS, ETC., REFER TO G1 SERIES SHEETS.
- B. UNLESS NOTED OTHERWISE ON THIS SHEET, THE GENERAL CONTRACTOR IS RESPONSIBLE FOR ALL DEMOLITION AND REMOVAL WORK INDICATED ON THIS SHEET.
- C. CONTRACTORS ENCOUNTERING EXISTING MATERIAL WHICH IS SUSPECTED OF CONTAINING ASBESTOS SHALL STOP WORK IMMEDIATELY AND NOTIFY THE OWNER AND THE OWNERS REPRESENTATIVE.
- D. BOLD DASHED LINES INDICATE EXISTING ITEMS TO BE REMOVED UNLESS OTHERWISE NOTED. THE CONTRACTOR SHALL BE RESPONSIBLE FOR FIELD VERIFYING THE EXTENT OF DEMOLITION WORK PRIOR TO BIDDING AND FOR COORDINATING THE EXTENT OF DEMOLITION WITH THE INSTALLATION OF NEW SYSTEMS.
- E. EACH CONTRACTOR SHALL BE RESPONSIBLE FOR ALL DEMOLITION APPLICABLE TO THEIR SCOPE OF WORK AND AS REQUIRED FOR INSTALLATION OF NEW WORK WHETHER OR NOT IT IS SPECIFICALLY INDICATED OR NOTED IN THESE DOCUMENTS.
- F. REMOVE ALL ITEMS AND FINISHES MADE OBSOLETE BY NEW CONSTRUCTION. VERIFY ITEMS DEEMED OBSOLETE WITH ARCHITECT PRIOR TO REMOVAL. REFER TO NEW CONSTRUCTION DRAWINGS FOR DEMOLITION REQUIRED NOT SHOWN ON DEMOLITION PLANS.
- G. EACH CONTRACTOR SHALL BE RESPONSIBLE FOR OFF SITE REMOVAL OF ALL DEMOLITION MATERIALS AND/OR ITEMS UNLESS NOTED OTHERWISE OR DIRECTED BY THE OWNER.
- H. PRIOR TO STARTING DEMOLITION, CONSTRUCT DUST CONTROL BARRIERS AS REQUIRED TO PREVENT THE SPREAD OF DUST INTO SURROUNDING AREAS (WHERE APPLICABLE).
- I. WHERE BUILDING EGRESS IS REQUIRED TO PASS THROUGH DEMOLITION AREAS, PROVIDE APPROVED BARRIERS, ETC. TO ENSURE SAFETY OF THE PUBLIC.
- J. DEMOLITION SHALL BE PERFORMED WITHOUT DAMAGE TO EXISTING CONSTRUCTION TO REMAIN. WHERE SUCH DAMAGE OCCURS, PATCH, REPAIR, OR RESTORE WALLS, FLOORS, CEILING, ETC. NEATLY TO MATCH EXISTING ADJACENT SURFACE. PROVIDE SHORING, BRACING, OR SUPPORT AS REQUIRED TO PREVENT MOVEMENT OR SETTLEMENT OF EXISTING STRUCTURES.
- K. EACH CONTRACTOR IS RESPONSIBLE FOR CUTTING, PATCHING, AND DISCONNECTION OF ITEMS APPLICABLE TO THEIR SCOPE OF WORK. WHERE EXISTING SERVICES ARE ABANDONED, CAP AT LEAST 1" BEHIND NEW FINISHES AND/OR EXISTING SURFACE AND PATCH AS REQUIRED TO RECEIVE NEW FINISHES OR MATCH EXISTING FINISH.
- L. ON WALLS THAT ARE TO RECEIVE NEW FINISHES, REMOVE AND REINSTALL EXISTING EQUIPMENT TO REMAIN AS REQUIRED FOR INSTALLATION OF NEW FINISHES. WHERE WALL COVERING IS REMOVED, CONTRACTOR IS TO REMOVE AND STORE FOR REINSTALLATION, SWITCHES, RECEPTACLES, AND MISCELLANEOUS FIXTURE COVERS, INCLUDES WALL CLOCKS, THERMOSTATS, AND FIRE ALARM DEVICES TO THE GREATEST DEGREE POSSIBLE. REINSTALL ALL COVERS AND BOXES ONCE NE FINISH IS COMPLETE.
- M. ALL EQUIPMENT AND FURNITURE WHICH ARE CONSIDERED LOOSE FURNISHING SHALL BE REMOVED BY THE OWNER PRIOR TO DEMOLITION.
- N. EACH CONTRACTOR SHALL BE RESPONSIBLE FOR GENERAL REVIEW OF DEMOLITION NOTES AND GENERAL DEMOLITION NOTES AS THEY APPLY TO THEIR SCOPE OF WORK.
- O. "FLOORING" DENOTES FLOOR COVERING MATERIALS INCLUDING BACKING, ADHESIVES, AND BASES DOWN TO BUT EXCLUSIVE OF FLOOR SLABS AND STRUCTURAL MATERIALS UNLESS NOTED OTHERWISE.
- P. REPLACEMENT OF CEILING TILES INCLUDE REMOVAL AND REINSTALLATION OF MISCELLANEOUS CEILING DEVICES, INCLUDING OCCUPANCY SENSORS, CAMERA'S, SPEAKERS AND MISCELLANEOUS LOW VOLTAGE DEVICES. DRAIN DOWN EXISTING SPRINKLER LINES AND PLACE THE LOCALIZED AREAS INTO "TEST MODE" DURING DEMOLITION AND INSTALLATION OF CEILING PADS.

**DEMOLITION PLAN NOTES:**

- (ALL PLAN NOTES MAY NOT BE INDICATED ON THIS SHEET.)
- 1 REMOVE VINYL WALL COVERING AND BASE ON ALL WALLS, UNLESS NOTED OTHERWISE. DO NOT REMOVE DISPLAY BOARDS. CUT VINYL WALL COVERING AT PERIMETER FRAME OF ALL DISPLAY BOARDS. EXISTING VINYL WALL COVERING BEHIND FRAME SHALL NOT BE VISIBLE. PREP WALL FOR NEW FINISHES. REFER TO INTERIOR ELEVATIONS.
  - 2 REMOVE VINYL WALL COVERING ABOVE LOCKERS, AT ROOM ENTRY AND AROUND DISPLAY CASE. PREP FOR NEW VINYL WALL COVERING. REFER TO INTERIOR ELEVATIONS.
  - 3 EXISTING PAINT. PREP FOR NEW PAINT FINISH.
  - 4 NO WORK IN THIS ROOM UNLESS NOTED OTHERWISE.
  - 5 REMOVE VINYL WALL COVERING AND BASE, PREP FOR NEW FINISHES.
  - 6 REMOVE AND DISPOSE OF ALL EXISTING SEATING.
  - 7 REMOVE RECEPTACLES AND VIDEO OUTLETS. REMOVE THE EXISTING WIRING, CABLING, AND CONDUITS BACK TO THE SOURCES IN SUCH A MANNER AS TO KEEP ALL OTHER DEVICES ON THESE CIRCUITS/CABLING IN SERVICE. PATCH AND REPAIR WALL TO BE SMOOTH TO ADJACENT FINISH TRANSITION TO EXISTING WALL.
  - 8 REMOVE WALL CARPET AND BASE. PREP FOR NEW FINISHES. REFER TO INTERIOR ELEVATIONS.
  - 9 PATCH AND PREP CONCRETE FLOOR FOR NEW OPAQUE FINISH.
  - 10 REMOVE VINYL WALL COVERING ABOVE ACOUSTICAL WALL CARPET AND PREP FOR NEW FINISH.
  - 11 CAREFULLY SALVAGE CEILING TILES AND RETURN UNDAMAGED TILES TO OWNER. CEILING GRID TO REMAIN. DO NOT SALVAGE TILES IN KITCHEN SERVING AREA.
  - 12 REMOVE CARPET FROM CEILING. PREP FOR NEW FINISH. REFER TO REFLECTED CEILING PLAN.
  - 13 EXISTING WALL CARPET TO REMAIN IN STAIR WELL AND BEHIND LOW WALL.
  - 14 REMOVE FLOOR CARPET. PREP FOR NEW FINISH.





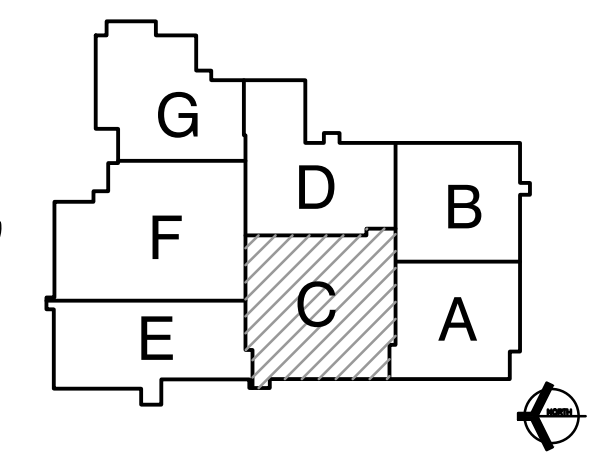
- GENERAL DEMOLITION NOTES:**
- FOR GENERAL PROJECT NOTES, MATERIAL INDICATIONS LEGEND, SYMBOL LEGEND, ABBREVIATIONS, ETC., REFER TO GI SERIES SHEETS.
  - UNLESS NOTED OTHERWISE ON THIS SHEET, THE GENERAL CONTRACTOR IS RESPONSIBLE FOR ALL DEMOLITION AND REMOVAL WORK INDICATED ON THIS SHEET.
  - CONTRACTORS ENCOUNTERING EXISTING MATERIAL WHICH IS SUSPECTED OF CONTAINING ASBESTOS SHALL STOP WORK IMMEDIATELY AND NOTIFY THE OWNER AND THE OWNERS REPRESENTATIVE.
  - BOLD DASHED LINES INDICATE EXISTING ITEMS TO BE REMOVED UNLESS OTHERWISE NOTED. THE CONTRACTOR SHALL BE RESPONSIBLE FOR FIELD VERIFYING THE EXTENT OF DEMOLITION WORK PRIOR TO BIDDING AND FOR COORDINATING THE EXTENT OF DEMOLITION WITH THE INSTALLATION OF NEW SYSTEMS.
  - EACH CONTRACTOR SHALL BE RESPONSIBLE FOR ALL DEMOLITION APPLICABLE TO THEIR SCOPE OF WORK AND AS REQUIRED FOR INSTALLATION OF NEW WORK WHETHER OR NOT IT IS SPECIFICALLY INDICATED OR NOTED IN THESE DOCUMENTS.
  - REMOVE ALL ITEMS AND FINISHES MADE OBSOLETE BY NEW CONSTRUCTION. VERIFY ITEMS DEEMED OBSOLETE WITH ARCHITECT PRIOR TO REMOVAL. REFER TO NEW CONSTRUCTION DRAWINGS FOR DEMOLITION REQUIRED NOT SHOWN ON DEMOLITION PLANS.
  - EACH CONTRACTOR SHALL BE RESPONSIBLE FOR OFF SITE REMOVAL OF ALL DEMOLITION MATERIALS AND/OR ITEMS UNLESS NOTED OTHERWISE OR DIRECTED BY THE OWNER.
  - PRIOR TO STARTING DEMOLITION, CONSTRUCT DUST CONTROL BARRIERS AS REQUIRED TO PREVENT THE SPREAD OF DUST INTO SURROUNDING AREAS (WHERE APPLICABLE).
  - WHERE BUILDING EGRESS IS REQUIRED TO PASS THROUGH DEMOLITION AREAS, PROVIDE APPROVED BARRIERS, ETC. TO ENSURE SAFETY OF THE PUBLIC.
  - DEMOLITION SHALL BE PERFORMED WITHOUT DAMAGE TO EXISTING CONSTRUCTION TO REMAIN. WHERE SUCH DAMAGE OCCURS, PATCH, REPAIR, OR RESTORE WALLS, FLOORS, CEILING, ETC. NEATLY TO MATCH EXISTING ADJACENT SURFACE. PROVIDE SHORING, BRACING, OR SUPPORT AS REQUIRED TO PREVENT MOVEMENT OR SETTLEMENT OF EXISTING STRUCTURES.
  - EACH CONTRACTOR IS RESPONSIBLE FOR CUTTING, PATCHING, AND DISCONNECTION OF ITEMS APPLICABLE TO THEIR SCOPE OF WORK. WHERE EXISTING SERVICES ARE ABANDONED, CAP AT LEAST 1" BEHIND NEW FINISHES AND/OR EXISTING SURFACE AND PATCH AS REQUIRED TO RECEIVE NEW FINISHES OR MATCH EXISTING FINISH.
  - ON WALLS THAT ARE TO RECEIVE NEW FINISHES, REMOVE AND REINSTALL EXISTING EQUIPMENT TO REMAIN AS REQUIRED FOR INSTALLATION OF NEW FINISHES. WHERE WALL COVERING IS REMOVED, CONTRACTOR IS TO REMOVE AND STORE FOR REINSTALLATION, SWITCHES, RECEPTACLES, AND MISCELLANEOUS FUTURE COVERS, INCLUDES WALL CLOCKS, THERMOSTATS, AND FIRE ALARM DEVICES TO THE GREATEST DEGREE POSSIBLE. REINSTALL ALL COVERS AND BOXES ONCE NEW FINISH IS COMPLETE.
  - ALL EQUIPMENT AND FURNITURE WHICH ARE CONSIDERED LOOSE FURNISHING SHALL BE REMOVED BY THE OWNER PRIOR TO DEMOLITION.
  - EACH CONTRACTOR SHALL BE RESPONSIBLE FOR GENERAL REVIEW OF DEMOLITION NOTES AND GENERAL DEMOLITION NOTES AS THEY APPLY TO THEIR SCOPE OF WORK.
  - "FLOORING" DENOTES FLOOR COVERING MATERIALS INCLUDING BACKING, ADHESIVES, AND BASES DOWN TO BUT EXCLUSIVE OF FLOOR SLABS AND STRUCTURAL MATERIALS UNLESS NOTED OTHERWISE.
  - REPLACEMENT OF CEILING TILES INCLUDE REMOVAL AND REINSTALLATION OF MISCELLANEOUS CEILING DEVICES, INCLUDING OCCUPANCY SENSORS, CAMERA'S, SPEAKERS AND MISCELLANEOUS LOW VOLTAGE DEVICES. DRAIN DOWN EXISTING SPRINKLER LINES AND PLACE THE LOCALIZED AREAS INTO "TEST MODE" DURING DEMOLITION AND INSTALLATION OF CEILING PADS.

- DEMOLITION PLAN NOTES:**  
(ALL PLAN NOTES MAY NOT BE INDICATED ON THIS SHEET.)
- REMOVE VINYL WALL COVERING AND BASE ON ALL WALLS, UNLESS NOTED OTHERWISE. DO NOT REMOVE DISPLAY BOARD. CUT VINYL WALL COVERING AT PERIMETER FRAME OF ALL DISPLAY BOARDS. EXISTING VINYL WALL COVERING BEHIND FRAME SHALL NOT BE VISIBLE. PREP WALL FOR NEW FINISHES. REFER TO INTERIOR ELEVATIONS.
  - REMOVE VINYL WALL COVERING ABOVE LOCKERS, AT ROOM ENTRY AND AROUND DISPLAY CASE. PREP FOR NEW VINYL WALL COVERING. REFER TO INTERIOR ELEVATIONS.
  - EXISTING PAINT. PREP FOR NEW PAINT FINISH.
  - NO WORK IN THIS ROOM UNLESS NOTED OTHERWISE.
  - REMOVE VINYL WALL COVERING AND BASE, PREP FOR NEW FINISHES.
  - REMOVE AND DISPOSE OF ALL EXISTING SEATING.
  - REMOVE RECEPTACLES AND VIDEO OUTLETS. REMOVE THE EXISTING WIRING, CABLING, AND CONDUITS BACK TO THE SOURCES IN SUCH A MANNER AS TO KEEP ALL OTHER DEVICES ON THESE CIRCUITS/CABLING IN SERVICE. PATCH AND REPAIR WALL TO BE SMOOTH TO ADJACENT FINISH TRANSITION TO EXISTING WALL.
  - REMOVE WALL CARPET AND BASE. PREP FOR NEW FINISHES. REFER TO INTERIOR ELEVATIONS.
  - PATCH AND PREP CONCRETE FLOOR FOR NEW OPAQUE FINISH.
  - REMOVE VINYL WALL COVERING ABOVE ACOUSTICAL WALL CARPET AND PREP FOR NEW FINISH.
  - CAREFULLY SALVAGE CEILING TILES AND RETURN UNDAMAGED TILES TO OWNER. CEILING GRID TO REMAIN. DO NOT SALVAGE TILES IN KITCHEN SERVING AREA.
  - REMOVE CARPET FROM CEILING. PREP FOR NEW FINISH. REFER TO REFLECTED CEILING PLAN.
  - EXISTING WALL CARPET TO REMAIN IN STAIR WELL AND BEHIND LOW WALL.
  - REMOVE FLOOR CARPET. PREP FOR NEW FINISH.



**GIBRALTAR DESIGN**  
ARCHITECTURE • ENGINEERING • INTERIOR DESIGN

PROJECT  
**BENJAMIN FRANKLIN MS AND THOMAS JEFFERSON MS INTERIOR FINISH IMPROVEMENTS**  
VALPARAISO COMMUNITY SCHOOLS  
VALPARAISO, INDIANA



**GIBRALTAR DESIGN**  
9102 N. Meridian St., Ste. 300  
Indianapolis, IN 46260  
Homepage: www.GibraltarDesign.com  
Email: info@GibraltarDesign.com  
Phone: 317.580.5777 Fax: 317.580.5778

PROJECT: 25-115/114  
DATE: 04/03/26  
COORDINATED BY: MR  
DRAWN BY: MM  
CHECKED BY: MR, NS

**COPYRIGHT NOTICE:**  
THE CONCEPTS, DESIGNS, PLANS, DETAILS, ETC. SHOWN ON THIS DOCUMENT ARE THE PROPERTY OF GIBRALTAR DESIGN AND ARE NOT TO BE REPRODUCED OR USED FOR ANY OTHER PROJECT WITHOUT THE EXPRESS WRITTEN CONSENT OF GIBRALTAR DESIGN. THE OWNER MAY RETAIN COPIES FOR INFORMATION AND REFERENCE IN CONNECTION ONLY WITH THIS PROJECT.

REVISIONS	MARK	DATE	ISSUED FOR
	AD.01	4/24/26	ADDENDUM 1

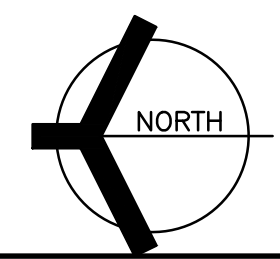
DRAWING  
**UNIT "C" ARCHITECTURAL FIRST FLOOR DEMOLITION PLAN**

PROJECT  
**BENJAMIN FRANKLIN MS AND THOMAS JEFFERSON MS INTERIOR FINISH IMPROVEMENTS**

GIBRALTAR DESIGN SHEET  
**AD103-TJ**

**UNIT "C" ARCHITECTURAL FIRST FLOOR DEMOLITION PLAN**

SCALE: 1/8" = 1'-0"



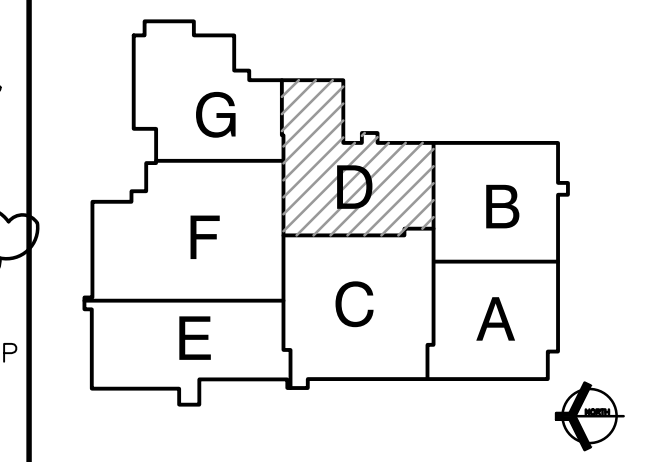
Thursday, 4/23/2026 3:18 PM - LAST SAVED BY:MMINER  
Y:\25-115 VALPARAISO CS - THOMAS JEFFERSON MS -  
INTERIOR FINISH IMPROVEMENTS\25-115 CAD\US  
ARCH\103.DWG



**GIBRALTAR**  
DESIGN  
ARCHITECTURE • ENGINEERING • INTERIOR DESIGN

PROJECT  
**BENJAMIN FRANKLIN MS AND THOMAS JEFFERSON MS INTERIOR FINISH IMPROVEMENTS**

VALPARAISO COMMUNITY SCHOOLS  
VALPARAISO, INDIANA



**GIBRALTAR DESIGN**  
9102 N. Meridian St., Ste. 300  
Indianapolis, IN 46260  
Homepage: www.GibraltarDesign.com  
Email: info@GibraltarDesign.com  
Phone: 317.580.5777 Fax: 317.580.5778

PROJECT: 25-115/114  
DATE: 04/03/26  
COORDINATED BY: MR  
DRAWN BY: MM  
CHECKED BY: MR, NS

COPYRIGHT NOTICE:  
THE CONCEPTS, DESIGNS, PLANS, DETAILS, ETC. SHOWN ON THIS DOCUMENT ARE THE PROPERTY OF GIBRALTAR DESIGN AND ARE NOT TO BE REPRODUCED OR TRANSMITTED IN ANY FORM OR BY ANY MEANS, ELECTRONIC OR MECHANICAL, INCLUDING PHOTOCOPYING, RECORDING, OR BY ANY INFORMATION STORAGE AND RETRIEVAL SYSTEM, WITHOUT THE EXPRESS WRITTEN CONSENT OF GIBRALTAR DESIGN. THE OWNER MAY RETAIN COPIES FOR INFORMATION AND REFERENCE IN CONNECTION ONLY WITH THIS PROJECT.

REVISIONS	MARK	DATE	ISSUED FOR
	AD.01	4/24/26	ADDENDUM 1

DRAWING  
**UNIT "D" ARCHITECTURAL FIRST FLOOR DEMOLITION PLAN**

PROJECT  
**BENJAMIN FRANKLIN MS AND THOMAS JEFFERSON MS INTERIOR FINISH IMPROVEMENTS**

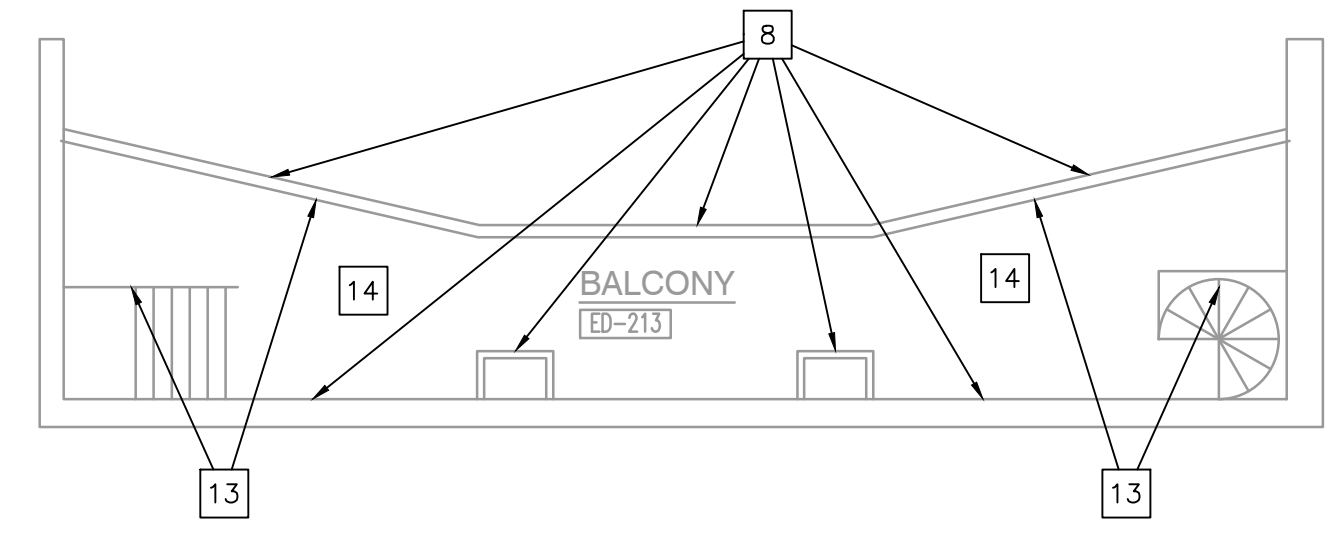
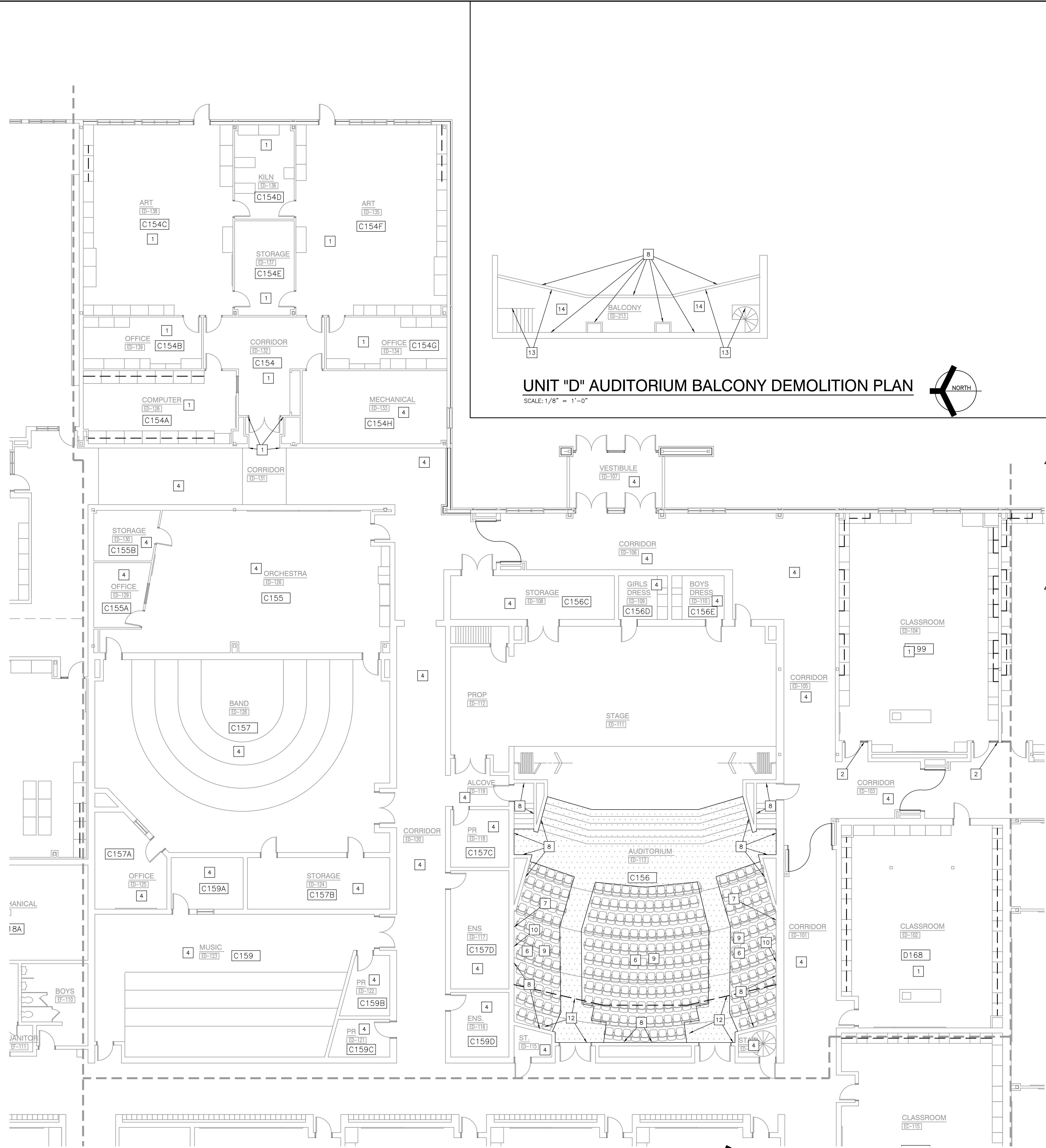
GIBRALTAR DESIGN SHEET  
**AD104-TJ**

**GENERAL DEMOLITION NOTES:**

- FOR GENERAL PROJECT NOTES, MATERIAL INDICATIONS LEGEND, SYMBOL LEGEND, ABBREVIATIONS, ETC., REFER TO G1 SERIES SHEETS.
- UNLESS NOTED OTHERWISE ON THIS SHEET, THE GENERAL CONTRACTOR IS RESPONSIBLE FOR ALL DEMOLITION AND REMOVAL WORK INDICATED ON THIS SHEET.
- CONTRACTORS ENCOUNTERING EXISTING MATERIAL WHICH IS SUSPECTED OF CONTAINING ASBESTOS SHALL STOP WORK IMMEDIATELY AND NOTIFY THE OWNER AND THE OWNERS REPRESENTATIVE.
- BOLD DASHED LINES INDICATE EXISTING ITEMS TO BE REMOVED UNLESS OTHERWISE NOTED. THE CONTRACTOR SHALL BE RESPONSIBLE FOR FIELD VERIFYING THE EXTENT OF DEMOLITION WORK PRIOR TO BIDDING AND FOR COORDINATING THE EXTENT OF DEMOLITION WITH THE INSTALLATION OF NEW SYSTEMS.
- EACH CONTRACTOR SHALL BE RESPONSIBLE FOR ALL DEMOLITION APPLICABLE TO THEIR SCOPE OF WORK AND AS REQUIRED FOR INSTALLATION OF NEW WORK WHETHER OR NOT IT IS SPECIFICALLY INDICATED OR NOTED IN THESE DOCUMENTS.
- REMOVE ALL ITEMS AND FINISHES MADE OBSOLETE BY NEW CONSTRUCTION. VERIFY ITEMS DEEMED OBSOLETE WITH ARCHITECT PRIOR TO REMOVAL. REFER TO NEW CONSTRUCTION DRAWINGS FOR DEMOLITION REQUIRED NOT SHOWN ON DEMOLITION PLANS.
- EACH CONTRACTOR SHALL BE RESPONSIBLE FOR OFF SITE REMOVAL OF ALL DEMOLITION MATERIALS AND/OR ITEMS UNLESS NOTED OTHERWISE OR DIRECTED BY THE OWNER.
- PRIOR TO STARTING DEMOLITION, CONSTRUCT DUST CONTROL BARRIERS AS REQUIRED TO PREVENT THE SPREAD OF DUST INTO SURROUNDING AREAS (WHERE APPLICABLE).
- WHERE BUILDING EGRESS IS REQUIRED TO PASS THROUGH DEMOLITION AREAS, PROVIDE APPROVED BARRIERS, ETC. TO ENSURE SAFETY OF THE PUBLIC.
- DEMOLITION SHALL BE PERFORMED WITHOUT DAMAGE TO EXISTING CONSTRUCTION TO REMAIN. WHERE SUCH DAMAGE OCCURS, PATCH, REPAIR, OR RESTORE WALLS, FLOORS, CEILING, ETC. NEATLY TO MATCH EXISTING ADJACENT SURFACE. PROVIDE SHORING, BRACING, OR SUPPORT AS REQUIRED TO PREVENT MOVEMENT OR SETTLEMENT OF EXISTING STRUCTURES.
- EACH CONTRACTOR IS RESPONSIBLE FOR CUTTING, PATCHING, AND DISCONNECTION OF ITEMS APPLICABLE TO THEIR SCOPE OF WORK. WHERE EXISTING SERVICES ARE ABANDONED, CAP AT LEAST 1" BEHIND NEW FINISHES AND/OR EXISTING SURFACE AND PATCH AS REQUIRED TO RECEIVE NEW FINISHES OR MATCH EXISTING FINISH.
- ON WALLS THAT ARE TO RECEIVE NEW FINISHES, REMOVE AND REINSTALL EXISTING EQUIPMENT TO REMAIN AS REQUIRED FOR INSTALLATION OF NEW FINISHES. WHERE WALL COVERING IS REMOVED, CONTRACTOR IS TO REMOVE AND STORE FOR REINSTALLATION, SWITCHES, RECEPTACLES, AND MISCELLANEOUS FUTURE COVERS, INCLUDES WALL CLOCKS, THERMOSTATS, AND FIRE ALARM DEVICES TO THE GREATEST DEGREE POSSIBLE. REINSTALL ALL COVERS AND BOXES ONCE NEW FINISH IS COMPLETE.
- ALL EQUIPMENT AND FURNITURE WHICH ARE CONSIDERED LOOSE FURNISHING SHALL BE REMOVED BY THE OWNER PRIOR TO DEMOLITION.
- EACH CONTRACTOR SHALL BE RESPONSIBLE FOR GENERAL REVIEW OF DEMOLITION NOTES AND GENERAL DEMOLITION NOTES AS THEY APPLY TO THEIR SCOPE OF WORK.
- "FLOORING" DENOTES FLOOR COVERING MATERIALS INCLUDING BACKING, ADHESIVES, AND BASES DOWN TO BUT EXCLUSIVE OF FLOOR SLABS AND STRUCTURAL MATERIALS UNLESS NOTED OTHERWISE.
- REPLACEMENT OF CEILING TILES INCLUDE REMOVAL AND REINSTALLATION OF MISCELLANEOUS CEILING DEVICES, INCLUDING OCCUPANCY SENSORS, CAMERA'S, SPEAKERS AND MISCELLANEOUS LOW VOLTAGE DEVICES. DRAIN DOWN EXISTING SPRINKLER LINES AND PLACE THE LOCALIZED AREAS INTO "TEST MODE" DURING DEMOLITION AND INSTALLATION OF CEILING PADS.

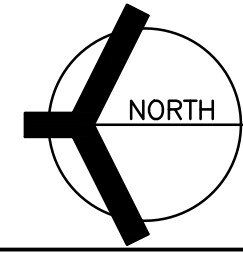
**DEMOLITION PLAN NOTES:**

- (ALL PLAN NOTES MAY NOT BE INDICATED ON THIS SHEET.)
- REMOVE VINYL WALL COVERING AND BASE ON ALL WALLS, UNLESS NOTED OTHERWISE. DO NOT REMOVE DISPLAY BOARD. CUT VINYL WALL COVERING AT PERIMETER FRAME OF ALL DISPLAY BOARDS. EXISTING VINYL WALL COVERING BEHIND FRAME SHALL NOT BE VISIBLE. PREP WALL FOR NEW FINISHES. REFER TO INTERIOR ELEVATIONS.
  - REMOVE VINYL WALL COVERING ABOVE LOCKERS, AT ROOM ENTRY AND AROUND DISPLAY CASE. PREP FOR NEW VINYL WALL COVERING. REFER TO INTERIOR ELEVATIONS.
  - EXISTING PAINT. PREP FOR NEW PAINT FINISH.
  - NO WORK IN THIS ROOM UNLESS NOTED OTHERWISE.
  - REMOVE VINYL WALL COVERING AND BASE, PREP FOR NEW FINISHES.
  - REMOVE AND DISPOSE OF ALL EXISTING SEATING.
  - REMOVE RECEPTACLES AND VIDEO OUTLETS. REMOVE THE EXISTING WIRING, CABLE, AND CONDUITS BACK TO THE SOURCES IN SUCH A MANNER AS TO KEEP ALL OTHER DEVICES ON THESE CIRCUITS/CABLING IN SERVICE. PATCH AND REPAIR WALL TO BE SMOOTH TO ADJACENT FINISH TRANSITION TO EXISTING WALL.
  - REMOVE WALL CARPET AND BASE. PREP FOR NEW FINISHES. REFER TO INTERIOR ELEVATIONS.
  - PATCH AND PREP CONCRETE FLOOR FOR NEW OPAQUE FINISH.
  - REMOVE VINYL WALL COVERING ABOVE ACOUSTICAL WALL CARPET AND PREP FOR NEW FINISH.
  - CAREFULLY SALVAGE CEILING TILES AND RETURN UNDAMAGED TILES TO OWNER. CEILING GRID TO REMAIN. DO NOT SALVAGE TILES IN KITCHEN SERVING AREA.
  - REMOVE CARPET FROM CEILING. PREP FOR NEW FINISH. REFER TO REFLECTED CEILING PLAN.
  - EXISTING WALL CARPET TO REMAIN IN STAIR WELL AND BEHIND LOW WALL.
  - REMOVE FLOOR CARPET. PREP FOR NEW FINISH.



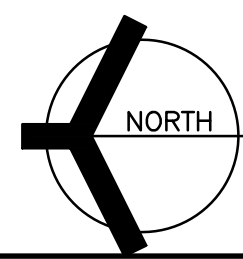
**UNIT "D" AUDITORIUM BALCONY DEMOLITION PLAN**

SCALE: 1/8" = 1'-0"



**UNIT "D" ARCHITECTURAL FIRST FLOOR DEMOLITION PLAN**

SCALE: 1/8" = 1'-0"



Thursday, 4/23/2026 3:18 PM - LAST SAVED BY:MMWNER  
Y:\25-115 VALPARAISO CS - THOMAS JEFFERSON MS -  
INTERIOR FINISH IMPROVEMENTS\25-115 CAD\US  
ARCH\104-TJ.DWG

**GENERAL DEMOLITION NOTES:**

- A. FOR GENERAL PROJECT NOTES, MATERIAL INDICATIONS LEGEND, SYMBOL LEGEND, ABBREVIATIONS, ETC., REFER TO GI SERIES SHEETS.
- B. UNLESS NOTED OTHERWISE ON THIS SHEET, THE GENERAL CONTRACTOR IS RESPONSIBLE FOR ALL DEMOLITION AND REMOVAL WORK INDICATED ON THIS SHEET.
- C. CONTRACTORS ENCOUNTERING EXISTING MATERIAL WHICH IS SUSPECTED OF CONTAINING ASBESTOS SHALL STOP WORK IMMEDIATELY AND NOTIFY THE OWNER AND THE OWNER'S REPRESENTATIVE.
- D. BOLD DASHED LINES INDICATE EXISTING ITEMS TO BE REMOVED UNLESS OTHERWISE NOTED. THE CONTRACTOR SHALL BE RESPONSIBLE FOR FIELD VERIFYING THE EXTENT OF DEMOLITION WORK PRIOR TO BIDDING AND FOR COORDINATING THE EXTENT OF DEMOLITION WITH THE INSTALLATION OF NEW SYSTEMS.
- E. EACH CONTRACTOR SHALL BE RESPONSIBLE FOR ALL DEMOLITION APPLICABLE TO THEIR SCOPE OF WORK AND AS REQUIRED FOR INSTALLATION OF NEW WORK WHETHER OR NOT IT IS SPECIFICALLY INDICATED OR NOTED IN THESE DOCUMENTS.
- F. REMOVE ALL ITEMS AND FINISHES MADE OBSOLETE BY NEW CONSTRUCTION. VERIFY ITEMS DEEMED OBSOLETE WITH ARCHITECT PRIOR TO REMOVAL. REFER TO NEW CONSTRUCTION DRAWINGS FOR DEMOLITION REQUIRED NOT SHOWN ON DEMOLITION PLANS.
- G. EACH CONTRACTOR SHALL BE RESPONSIBLE FOR OFF-SITE REMOVAL OF ALL DEMOLITION MATERIALS AND/OR ITEMS UNLESS NOTED OTHERWISE OR DIRECTED BY THE OWNER.
- H. PRIOR TO STARTING DEMOLITION, CONSTRUCT DUST CONTROL BARRIERS AS REQUIRED TO PREVENT THE SPREAD OF DUST INTO SURROUNDING AREAS (WHERE APPLICABLE).
- I. WHERE BUILDING EGRESS IS REQUIRED TO PASS THROUGH DEMOLITION AREAS, PROVIDE APPROVED BARRIERS, ETC. TO ENSURE SAFETY OF THE PUBLIC.
- J. DEMOLITION SHALL BE PERFORMED WITHOUT DAMAGE TO EXISTING CONSTRUCTION TO REMAIN. WHERE SUCH DAMAGE OCCURS, PATCH, REPAIR, OR RESTORE WALLS, FLOORS, CEILING, ETC. NEATLY TO MATCH EXISTING ADJACENT SURFACE. PROVIDE SHORING, BRACING, OR SUPPORT AS REQUIRED TO PREVENT MOVEMENT OR SETTLEMENT OF EXISTING STRUCTURES.
- K. EACH CONTRACTOR IS RESPONSIBLE FOR CUTTING, PATCHING, AND DISCONNECTION OF ITEMS APPLICABLE TO THEIR SCOPE OF WORK. WHERE EXISTING SERVICES ARE ABANDONED, CAP AT LEAST 1" BEHIND NEW FINISHES AND/OR EXISTING SURFACE AND PATCH AS REQUIRED TO RECEIVE NEW FINISHES OR MATCH EXISTING FINISH.
- L. ON WALLS THAT ARE TO RECEIVE NEW FINISHES, REMOVE AND REINSTALL EXISTING EQUIPMENT TO REMAIN AS REQUIRED FOR NEW FINISHES. WHERE WALL COVERING IS REMOVED, CONTRACTOR IS TO REMOVE AND STORE FOR REINSTALLATION, SWITCHES, RECEPTACLES, AND MISCELLANEOUS FIXTURE COVERS, INCLUDING WALL CLOCKS, THERMOSTATS, AND FIRE ALARM DEVICES TO THE GREATEST DEGREE POSSIBLE. REINSTALL ALL COVERS AND BOXES ONCE NEW FINISH IS COMPLETE.

- M. ALL EQUIPMENT AND FURNITURE WHICH ARE CONSIDERED LOOSE FURNISHING SHALL BE REMOVED BY THE OWNER PRIOR TO DEMOLITION.
- N. EACH CONTRACTOR SHALL BE RESPONSIBLE FOR GENERAL REVIEW OF DEMOLITION NOTES AND GENERAL DEMOLITION NOTES AS THEY APPLY TO THEIR SCOPE OF WORK.
- O. "FLOORING" DENOTES FLOOR COVERING MATERIALS INCLUDING BACKING, ADHESIVES, AND BASES DOWN TO BUT EXCLUSIVE OF FLOOR SLABS AND STRUCTURAL MATERIALS UNLESS NOTED OTHERWISE.
- P. REPLACEMENT OF CEILING TILES INCLUDE REMOVAL AND REINSTALLATION OF MISCELLANEOUS CEILING DEVICES, INCLUDING OCCUPANCY SENSORS, CAMERAS, SPEAKERS AND MISCELLANEOUS LOW VOLTAGE DEVICES. DRAIN DOWN EXISTING SPRINKLER LINES AND PLACE THE LOCALIZED AREAS INTO "TEST MODE" DURING DEMOLITION AND INSTALLATION OF CEILING PADS.

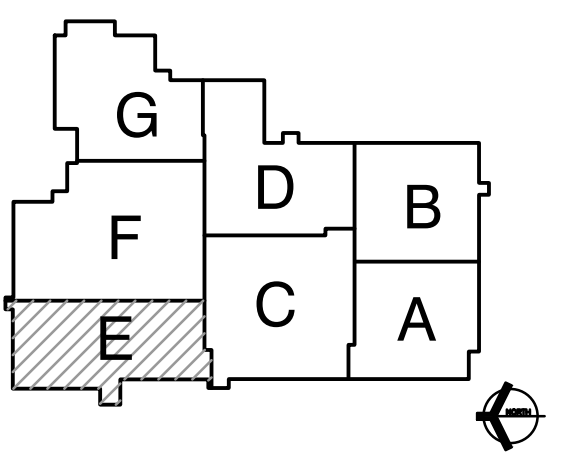
**DEMOLITION PLAN NOTES:**  
(ALL PLAN NOTES MAY NOT BE INDICATED ON THIS SHEET.)

- 1 REMOVE VINYL WALL COVERING AND BASE ON ALL WALLS, UNLESS NOTED OTHERWISE. DO NOT REMOVE DISPLAY BOARD. CUT VINYL WALL COVERING AT PERIMETER FRAME OF ALL DISPLAY BOARDS. EXISTING VINYL WALL COVERING BEHIND FRAME SHALL NOT BE VISIBLE. PREP WALL FOR NEW FINISHES. REFER TO INTERIOR ELEVATIONS.
- 2 REMOVE VINYL WALL COVERING AND BASE AT ROOM ENTRY AND AROUND DISPLAY CASE. PREP FOR NEW VINYL WALL COVERING. REFER TO INTERIOR ELEVATIONS.
- 3 EXISTING PAINT. PREP FOR NEW PAINT FINISH.
- 4 NO WORK IN THIS ROOM UNLESS NOTED OTHERWISE.
- 5 REMOVE VINYL WALL COVERING AND BASE. PREP FOR NEW FINISHES.
- 6 REMOVE AND DISPOSE OF ALL EXISTING SEATING.
- 7 REMOVE RECEPTACLES AND VIDEO OUTLETS. REMOVE THE EXISTING WIRING, CABELING, AND CONDUITS BACK TO THE SOURCES IN SUCH A MANNER AS TO KEEP ALL OTHER DEVICES ON THESE CIRCUITS/CABELING IN SERVICE. PATCH AND REPAIR WALL TO BE SMOOTH TO ADJACENT FINISH TRANSITION TO EXISTING WALL.
- 8 REMOVE WALL CARPET AND BASE. PREP FOR NEW FINISHES. REFER TO INTERIOR ELEVATIONS.
- 9 PATCH AND PREP CONCRETE FLOOR FOR NEW OPAQUE FINISH.
- 10 REMOVE VINYL WALL COVERING ABOVE ACOUSTICAL WALL CARPET AND PREP FOR NEW FINISH.
- 11 CAREFULLY SALVAGE CEILING TILES AND RETURN UNDAMAGED TILES TO OWNER. CEILING GRID TO REMAIN. DO NOT SALVAGE TILES IN KITCHEN SERVING AREA.
- 12 REMOVE CARPET FROM CEILING. PREP FOR NEW FINISH. REFER TO REFLECTED CEILING PLAN.
- 13 EXISTING WALL CARPET TO REMAIN IN STAIR WELL AND BEHIND LOW WALL.
- 14 REMOVE FLOOR CARPET. PREP FOR NEW FINISH.



**GIBRALTAR DESIGN**  
ARCHITECTURE • ENGINEERING • INTERIOR DESIGN

PROJECT  
**BENJAMIN FRANKLIN MS AND THOMAS JEFFERSON MS INTERIOR FINISH IMPROVEMENTS**  
VALPARAISO COMMUNITY SCHOOLS  
VALPARAISO, INDIANA



**GIBRALTAR DESIGN**  
9102 N. Meridian St., Ste. 300  
Indianapolis, IN 46260  
Homepage: www.GibraltarDesign.com  
Email: info@GibraltarDesign.com  
Phone: 317.580.5777 Fax: 317.580.5778

PROJECT: 25-115/114  
DATE: 04/03/26  
COORDINATED BY: MR  
DRAWN BY: MM  
CHECKED BY: MR, NS

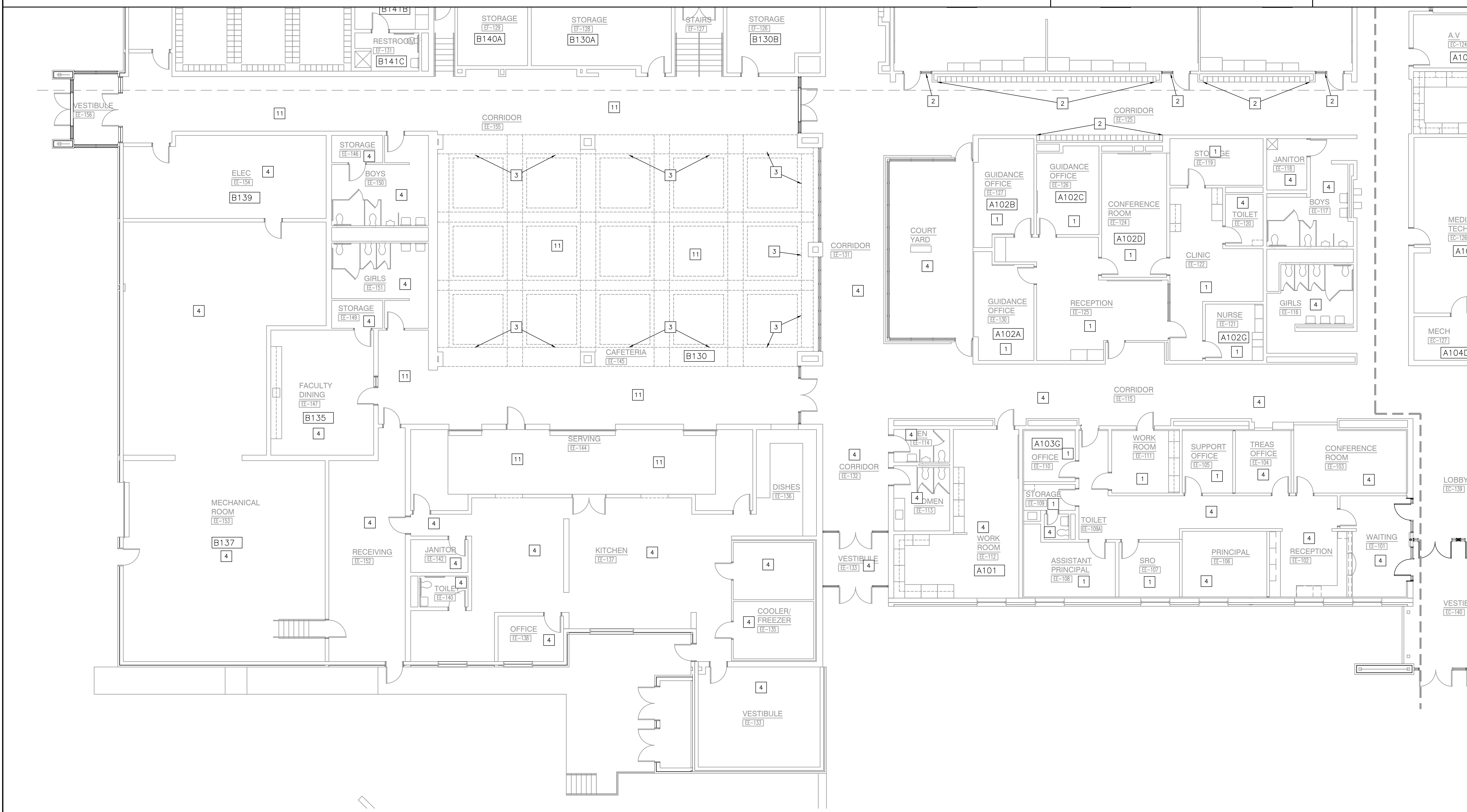
**COPYRIGHT NOTICE:**  
THE CONCEPTS, DESIGNS, PLANS, DETAILS, ETC. SHOWN ON THIS DOCUMENT ARE THE PROPERTY OF GIBRALTAR DESIGN AND ARE NOT TO BE REPRODUCED OR TRANSMITTED IN ANY FORM OR BY ANY MEANS, ELECTRONIC OR MECHANICAL, INCLUDING PHOTOCOPYING, RECORDING, OR BY ANY INFORMATION STORAGE AND RETRIEVAL SYSTEM, WITHOUT THE EXPRESS WRITTEN CONSENT OF GIBRALTAR DESIGN. THE OWNER MAY RETAIN COPIES FOR INFORMATION AND REFERENCE IN CONNECTION ONLY WITH THIS PROJECT.

REVISIONS	MARK	DATE	ISSUED FOR
	AD.01	4/24/26	ADDENDUM 1

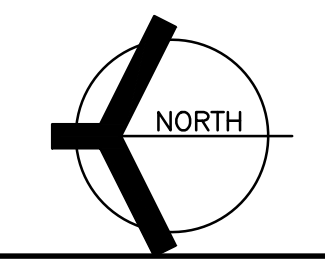
DRAWING  
**UNIT "E" ARCHITECTURAL FIRST FLOOR DEMOLITION PLAN**

PROJECT  
**BENJAMIN FRANKLIN MS AND THOMAS JEFFERSON MS INTERIOR FINISH IMPROVEMENTS**

GIBRALTAR DESIGN SHEET  
**AD105-TJ**



**UNIT "E" ARCHITECTURAL FIRST FLOOR DEMOLITION PLAN**  
SCALE: 1/8" = 1'-0"



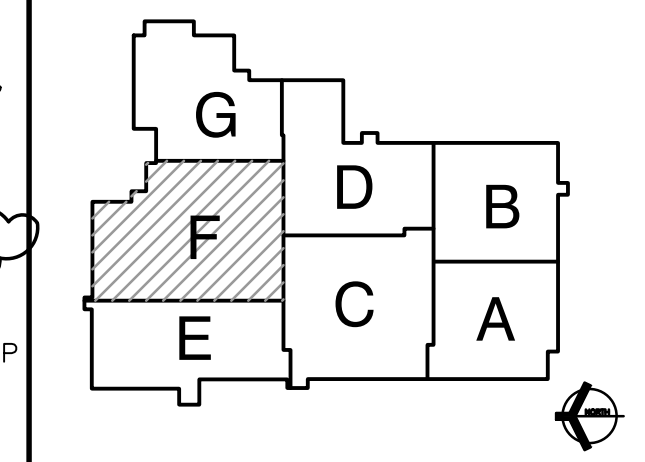
Thursday, 4/23/2026 3:18 PM - LAST SAVED BY:MMMMR  
Y:\25-115 VALPARAISO CS - THOMAS JEFFERSON MS -  
INTERIOR FINISH IMPROVEMENTS\25-115 CAD\05  
ARCH\0105.DWG



**GIBRALTAR DESIGN**  
ARCHITECTURE • ENGINEERING • INTERIOR DESIGN

PROJECT  
**BENJAMIN FRANKLIN MS AND THOMAS JEFFERSON MS INTERIOR FINISH IMPROVEMENTS**

VALPARAISO COMMUNITY SCHOOLS  
VALPARAISO, INDIANA



**GIBRALTAR DESIGN**  
9102 N. Meridian St., Ste. 300  
Indianapolis, IN 46260  
Homepage: www.GibraltarDesign.com  
Email: info@GibraltarDesign.com  
Phone: 317.580.5777 Fax: 317.580.5778

PROJECT: 25-115/114  
DATE: 04/03/26  
COORDINATED BY: MR  
DRAWN BY: MM  
CHECKED BY: MR, NS

**PROFESSIONAL SEAL**  
MICHAEL L. ROSS  
REGISTERED PROFESSIONAL ARCHITECT  
STATE OF INDIANA  
No. AR11600005

COPYRIGHT NOTICE:  
THE CONCEPTS, DESIGNS, PLANS, DETAILS, ETC. SHOWN ON THIS DOCUMENT ARE THE PROPERTY OF GIBRALTAR DESIGN AND ARE NOT TO BE REPRODUCED OR TRANSMITTED IN ANY FORM OR BY ANY MEANS, ELECTRONIC OR MECHANICAL, INCLUDING PHOTOCOPYING, RECORDING, OR BY ANY INFORMATION STORAGE AND RETRIEVAL SYSTEM, WITHOUT THE EXPRESS WRITTEN CONSENT OF GIBRALTAR DESIGN. THE OWNER MAY RETAIN COPIES FOR INFORMATION AND REFERENCE IN CONNECTION ONLY WITH THIS PROJECT.

REVISIONS	MARK	DATE	ISSUED FOR
AD.01	4/24/26	ADDENDUM 1	

REVISIONS	MARK	DATE	ISSUED FOR
AD.01	4/24/26	ADDENDUM 1	

DRAWING  
**UNIT "F" ARCHITECTURAL FIRST FLOOR DEMOLITION PLAN**

PROJECT  
**BENJAMIN FRANKLIN MS AND THOMAS JEFFERSON MS INTERIOR FINISH IMPROVEMENTS**

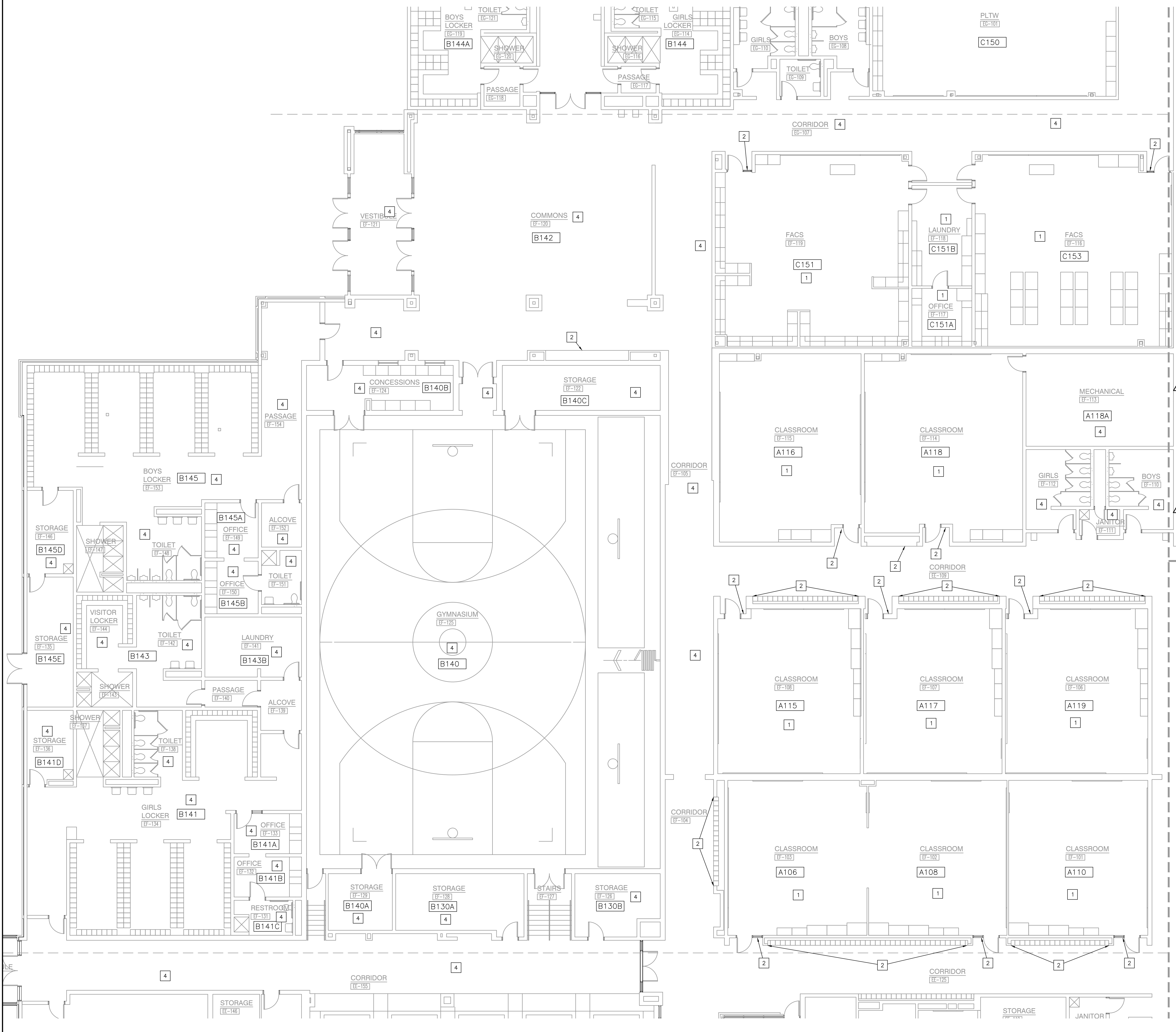
© GIBRALTAR DESIGN SHEET  
**AD106-TJ**

**GENERAL DEMOLITION NOTES:**

- FOR GENERAL PROJECT NOTES, MATERIAL INDICATIONS LEGEND, SYMBOL LEGEND, ABBREVIATIONS, ETC., REFER TO G1 SERIES SHEETS.
- UNLESS NOTED OTHERWISE ON THIS SHEET, THE GENERAL CONTRACTOR IS RESPONSIBLE FOR ALL DEMOLITION AND REMOVAL WORK INDICATED ON THIS SHEET.
- CONTRACTORS ENCOUNTERING EXISTING MATERIAL WHICH IS SUSPECTED OF CONTAINING ASBESTOS SHALL STOP WORK IMMEDIATELY AND NOTIFY THE OWNER AND THE OWNERS REPRESENTATIVE.
- BOLD DASHED LINES INDICATE EXISTING ITEMS TO BE REMOVED UNLESS OTHERWISE NOTED. THE CONTRACTOR SHALL BE RESPONSIBLE FOR FIELD VERIFYING THE EXTENT OF DEMOLITION WORK PRIOR TO BIDDING AND FOR COORDINATING THE EXTENT OF DEMOLITION WITH THE INSTALLATION OF NEW SYSTEMS.
- EACH CONTRACTOR SHALL BE RESPONSIBLE FOR ALL DEMOLITION APPLICABLE TO THEIR SCOPE OF WORK AND AS REQUIRED FOR INSTALLATION OF NEW WORK WHETHER OR NOT IT IS SPECIFICALLY INDICATED OR NOTED IN THESE DOCUMENTS.
- REMOVE ALL ITEMS AND FINISHES MADE OBSOLETE BY NEW CONSTRUCTION. VERIFY ITEMS DEEMED OBSOLETE WITH ARCHITECT PRIOR TO REMOVAL. REFER TO NEW CONSTRUCTION DRAWINGS FOR DEMOLITION REQUIRED NOT SHOWN ON DEMOLITION PLANS.
- EACH CONTRACTOR SHALL BE RESPONSIBLE FOR OFF SITE REMOVAL OF ALL DEMOLITION MATERIALS AND/OR ITEMS UNLESS NOTED OTHERWISE OR DIRECTED BY THE OWNER.
- PRIOR TO STARTING DEMOLITION, CONSTRUCT DUST CONTROL BARRIERS AS REQUIRED TO PREVENT THE SPREAD OF DUST INTO SURROUNDING AREAS (WHERE APPLICABLE).
- WHERE BUILDING EGRESS IS REQUIRED TO PASS THROUGH DEMOLITION AREAS, PROVIDE APPROVED BARRIERS, ETC. TO ENSURE SAFETY OF THE PUBLIC.
- DEMOLITION SHALL BE PERFORMED WITHOUT DAMAGE TO EXISTING CONSTRUCTION TO REMAIN. WHERE SUCH DAMAGE OCCURS, PATCH, REPAIR, OR RESTORE WALLS, FLOORS, CEILING, ETC. NEATLY TO MATCH EXISTING ADJACENT SURFACE. PROVIDE SHORING, BRACING, OR SUPPORT AS REQUIRED TO PREVENT MOVEMENT OR SETTLEMENT OF EXISTING STRUCTURES.
- EACH CONTRACTOR IS RESPONSIBLE FOR CUTTING, PATCHING, AND DISCONNECTION OF ITEMS APPLICABLE TO THEIR SCOPE OF WORK. WHERE EXISTING SERVICES ARE ABANDONED, CAP AT LEAST 1" BEHIND NEW FINISHES AND/OR EXISTING SURFACE AND PATCH AS REQUIRED TO RECEIVE NEW FINISHES OR MATCH EXISTING FINISH.
- ON WALLS THAT ARE TO RECEIVE NEW FINISHES, REMOVE AND REINSTALL EXISTING EQUIPMENT TO REMAIN AS REQUIRED FOR INSTALLATION OF NEW FINISHES. WHERE WALL COVERING IS REMOVED, CONTRACTOR IS TO REMOVE AND STORE FOR REINSTALLATION, SWITCHES, RECEPTACLES, AND MISCELLANEOUS FIXTURE COVERS, INCLUDES WALL CLOCKS, THERMOSTATS, AND FIRE ALARM DEVICES TO THE GREATEST DEGREE POSSIBLE. REINSTALL ALL COVERS AND BOXES ONCE NEW FINISH IS COMPLETE.
- ALL EQUIPMENT AND FURNITURE WHICH ARE CONSIDERED LOOSE FURNISHING SHALL BE REMOVED BY THE OWNER PRIOR TO DEMOLITION.
- EACH CONTRACTOR SHALL BE RESPONSIBLE FOR GENERAL REVIEW OF DEMOLITION NOTES AND GENERAL DEMOLITION NOTES AS THEY APPLY TO THEIR SCOPE OF WORK.
- "FLOORING" DENOTES FLOOR COVERING MATERIALS INCLUDING BACKING, ADHESIVES, AND BASES DOWN TO BUT EXCLUSIVE OF FLOOR SLABS AND STRUCTURAL MATERIALS UNLESS NOTED OTHERWISE.
- REPLACEMENT OF CEILING TILES INCLUDE REMOVAL AND REINSTALLATION OF MISCELLANEOUS CEILING DEVICES, INCLUDING OCCUPANCY SENSORS, CAMERA'S, SPEAKERS AND MISCELLANEOUS LOW VOLTAGE DEVICES. DRAIN DOWN EXISTING SPRINKLER LINES AND PLACE THE LOCALIZED AREAS INTO "TEST MODE" DURING DEMOLITION AND INSTALLATION OF CEILING PADS.

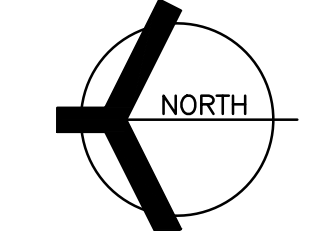
**DEMOLITION PLAN NOTES:**

- AD.01 ALL PLAN NOTES MAY NOT BE INDICATED ON THIS SHEET.
- REMOVE VINYL WALL COVERING AND BASE ON ALL WALLS, UNLESS NOTED OTHERWISE. DO NOT REMOVE DISPLAY BOARD. CUT VINYL WALL COVERING AT PERIMETER FRAME OF ALL DISPLAY BOARDS. EXISTING VINYL WALL COVERING BEHIND FRAME SHALL NOT BE VISIBLE. PREP WALL FOR NEW FINISHES. REFER TO INTERIOR ELEVATIONS.
  - REMOVE VINYL WALL COVERING ABOVE LOCKERS, AT ROOM ENTRY AND AROUND DISPLAY CASE. PREP FOR NEW VINYL WALL COVERING. REFER TO INTERIOR ELEVATIONS.
  - EXISTING PAINT. PREP FOR NEW PAINT FINISH.
  - NO WORK IN THIS ROOM UNLESS NOTED OTHERWISE.
  - REMOVE VINYL WALL COVERING AND BASE, PREP FOR NEW FINISHES.
  - REMOVE AND DISPOSE OF ALL EXISTING SEATING.
  - REMOVE RECEPTACLES AND VIDEO OUTLETS. REMOVE THE EXISTING WIRING, CABLING, AND CONDUITS BACK TO THE SOURCES IN SUCH A MANNER AS TO KEEP ALL OTHER DEVICES ON THESE CIRCUITS/CABLING IN SERVICE. PATCH AND REPAIR WALL TO BE SMOOTH TO ADJACENT FINISH TRANSITION TO EXISTING WALL.
  - REMOVE WALL CARPET AND BASE. PREP FOR NEW FINISHES. REFER TO INTERIOR ELEVATIONS.
  - PATCH AND PREP CONCRETE FLOOR FOR NEW OPAQUE FINISH.
  - REMOVE VINYL WALL COVERING ABOVE ACOUSTICAL WALL CARPET AND PREP FOR NEW FINISH.
  - CAREFULLY SALVAGE CEILING TILES AND RETURN UNDAMAGED TILES TO OWNER. CEILING GRID TO REMAIN. DO NOT SALVAGE TILES IN KITCHEN SERVING AREA.
  - REMOVE CARPET FROM CEILING. PREP FOR NEW FINISH. REFER TO REFLECTED CEILING PLAN.
  - EXISTING WALL CARPET TO REMAIN IN STAIR WELL AND BEHIND LOW WALL.
  - REMOVE FLOOR CARPET. PREP FOR NEW FINISH.



**UNIT "F" ARCHITECTURAL FIRST FLOOR DEMOLITION PLAN**

SCALE: 1/8" = 1'-0"

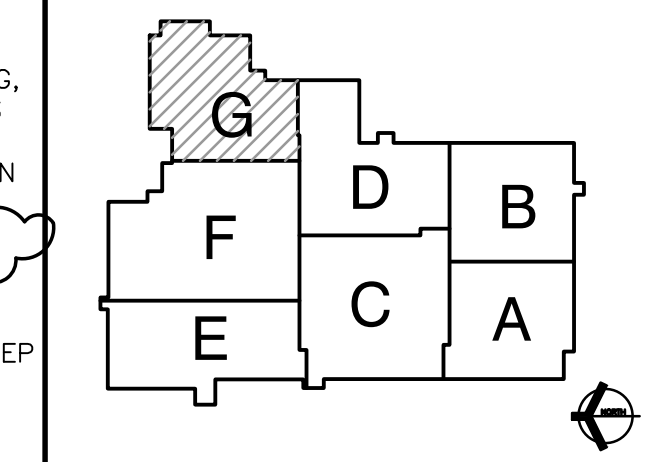


Thursday, 4/23/2026 - 3:19 PM - LAST SAVED BY:MMRNER  
Y:\25-115 VALPARAISO CS - THOMAS JEFFERSON MS -  
INTERIOR FINISH IMPROVEMENTS\25-115 CAD\05  
ARCH\0106.DWG



**GIBRALTAR**  
DESIGN  
ARCHITECTURE • ENGINEERING • INTERIOR DESIGN

PROJECT  
**BENJAMIN FRANKLIN MS AND THOMAS JEFFERSON MS INTERIOR FINISH IMPROVEMENTS**  
VALPARAISO COMMUNITY SCHOOLS  
VALPARAISO, INDIANA



**GIBRALTAR DESIGN**  
9102 N. Meridian St., Ste. 300  
Indianapolis, IN 46260  
Homepage [www.GibraltarDesign.com](http://www.GibraltarDesign.com)  
Email [info@GibraltarDesign.com](mailto:info@GibraltarDesign.com)  
Phone 317.580.5777 Fax 317.580.5778

PROJECT 25-115/114  
DATE 04/03/26  
COORDINATED BY MR  
DRAWN BY MM  
CHECKED BY MR, NS

**MICHAEL L. ROSS**  
REGISTERED  
ND  
AR11600005  
STATE OF INDIANA  
ARCHITECT

COPYRIGHT NOTICE:  
THE CONCEPTS, DESIGNS, PLANS, DETAILS, ETC. SHOWN ON THIS DRAWING ARE THE PROPERTY OF GIBRALTAR DESIGN AND ARE NOT TO BE REPRODUCED OR TRANSMITTED IN ANY FORM OR BY ANY MEANS, ELECTRONIC OR MECHANICAL, INCLUDING PHOTOCOPYING, RECORDING, OR BY ANY INFORMATION STORAGE AND RETRIEVAL SYSTEM, WITHOUT THE EXPRESS WRITTEN CONSENT OF GIBRALTAR DESIGN. THE OWNER MAY RETAIN COPIES FOR INFORMATION AND REFERENCE IN CONNECTION ONLY WITH THIS PROJECT.

REVISIONS	MARK	DATE	ISSUED FOR
AD.01	4/24/26	ADDENDUM 1	

REVISIONS	MARK	DATE	ISSUED FOR
AD.01	4/24/26	ADDENDUM 1	

DRAWING  
**UNIT "G" ARCHITECTURAL FIRST FLOOR DEMOLITION PLAN**

PROJECT  
**BENJAMIN FRANKLIN MS AND THOMAS JEFFERSON MS INTERIOR FINISH IMPROVEMENTS**

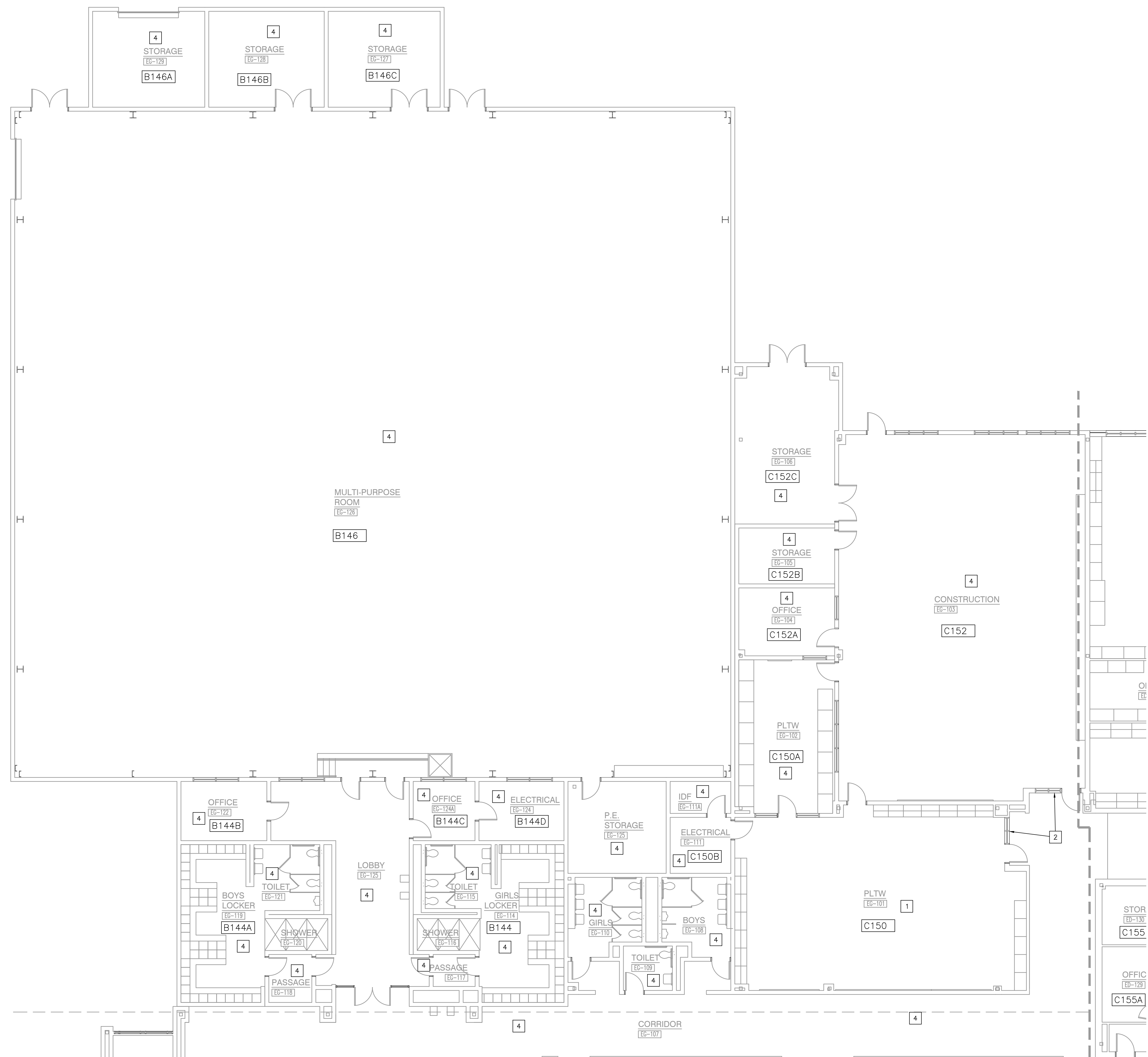
GIBRALTAR DESIGN SHEET  
**AD107-TJ**

**GENERAL DEMOLITION NOTES:**

- FOR GENERAL PROJECT NOTES, MATERIAL INDICATIONS LEGEND, SYMBOL LEGEND, ABBREVIATIONS, ETC., REFER TO G1 SERIES SHEETS.
- UNLESS NOTED OTHERWISE ON THIS SHEET, THE GENERAL CONTRACTOR IS RESPONSIBLE FOR ALL DEMOLITION AND REMOVAL WORK INDICATED ON THIS SHEET.
- CONTRACTORS ENCOUNTERING EXISTING MATERIAL WHICH IS SUSPECTED OF CONTAINING ASBESTOS SHALL STOP WORK IMMEDIATELY AND NOTIFY THE OWNER AND THE OWNERS REPRESENTATIVE.
- BOLD DASHED LINES INDICATE EXISTING ITEMS TO BE REMOVED UNLESS OTHERWISE NOTED. THE CONTRACTOR SHALL BE RESPONSIBLE FOR FIELD VERIFYING THE EXTENT OF DEMOLITION WORK PRIOR TO BIDDING AND FOR COORDINATING THE EXTENT OF DEMOLITION WITH THE INSTALLATION OF NEW SYSTEMS.
- EACH CONTRACTOR SHALL BE RESPONSIBLE FOR ALL DEMOLITION APPLICABLE TO THEIR SCOPE OF WORK AND AS REQUIRED FOR INSTALLATION OF NEW WORK WHETHER OR NOT IT IS SPECIFICALLY INDICATED OR NOTED IN THESE DOCUMENTS.
- REMOVE ALL ITEMS AND FINISHES MADE OBSOLETE BY NEW CONSTRUCTION. REFER TO NEW CONSTRUCTION DRAWINGS FOR DEMOLITION REQUIRED NOT SHOWN ON DEMOLITION PLANS.
- EACH CONTRACTOR SHALL BE RESPONSIBLE FOR OFF SITE REMOVAL OF ALL DEMOLITION MATERIALS AND/OR ITEMS UNLESS NOTED OTHERWISE OR DIRECTED BY THE OWNER.
- PRIOR TO STARTING DEMOLITION, CONSTRUCT DUST CONTROL BARRIERS AS REQUIRED TO PREVENT THE SPREAD OF DUST INTO SURROUNDING AREAS (WHERE APPLICABLE).
- WHERE BUILDING EGRESS IS REQUIRED TO PASS THROUGH DEMOLITION AREAS, PROVIDE APPROVED BARRIERS, ETC. TO ENSURE SAFETY OF THE PUBLIC.
- DEMOLITION SHALL BE PERFORMED WITHOUT DAMAGE TO EXISTING CONSTRUCTION TO REMAIN. WHERE SUCH DAMAGE OCCURS, PATCH, REPAIR, OR RESTORE WALLS, FLOORS, CEILING, ETC. NEATLY TO MATCH EXISTING ADJACENT SURFACE. PROVIDE SHORING, BRACING, OR SUPPORT AS REQUIRED TO PREVENT MOVEMENT OR SETTLEMENT OF EXISTING STRUCTURES.
- EACH CONTRACTOR IS RESPONSIBLE FOR CUTTING, PATCHING, AND DISCONNECTION OF ITEMS APPLICABLE TO THEIR SCOPE OF WORK. WHERE EXISTING SERVICES ARE ABANDONED, CAP AT LEAST 1" BEHIND NEW FINISHES AND/OR EXISTING SURFACE AND PATCH AS REQUIRED TO RECEIVE NEW FINISHES OR MATCH EXISTING FINISH.
- ON WALLS THAT ARE TO RECEIVE NEW FINISHES, REMOVE AND REINSTALL EXISTING EQUIPMENT TO REMAIN AS REQUIRED FOR INSTALLATION OF NEW FINISHES. WHERE WALL COVERING IS REMOVED, CONTRACTOR IS TO REMOVE AND STORE FOR REINSTALLATION, SWITCHES, RECEPTACLES, AND MISCELLANEOUS FUTURE COVERS, INCLUDES WALL CLOCKS, THERMOSTATS, AND FIRE ALARM DEVICES TO THE GREATEST DEGREE POSSIBLE. REINSTALL ALL COVERS AND BOXES ONCE NE FINISH IS COMPLETE.
- ALL EQUIPMENT AND FURNITURE WHICH ARE CONSIDERED LOOSE FURNISHING SHALL BE REMOVED BY THE OWNER PRIOR TO DEMOLITION.
- EACH CONTRACTOR SHALL BE RESPONSIBLE FOR GENERAL REVIEW OF DEMOLITION NOTES AND GENERAL DEMOLITION NOTES AS THEY APPLY TO THEIR SCOPE OF WORK.
- "FLOORING" DENOTES FLOOR COVERING MATERIALS INCLUDING BACKING, ADHESIVES, AND BASES DOWN TO BUT EXCLUSIVE OF FLOOR SLABS AND STRUCTURAL MATERIALS UNLESS NOTED OTHERWISE.
- REPLACEMENT OF CEILING TILES INCLUDE REMOVAL AND REINSTALLATION OF MISCELLANEOUS CEILING DEVICES, INCLUDING OCCUPANCY SENSORS, CAMERA'S, SPEAKERS AND MISCELLANEOUS LOW VOLTAGE DEVICES. DRAIN DOWN EXISTING SPRINKLER LINES AND PLACE THE LOCALIZED AREAS INTO "TEST MODE" DURING DEMOLITION AND INSTALLATION OF CEILING PADS.

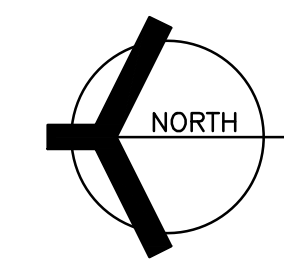
**DEMOLITION PLAN NOTES:**

- (ALL PLAN NOTES MAY NOT BE INDICATED ON THIS SHEET.)
- REMOVE VINYL WALL COVERING AND BASE ON ALL WALLS, UNLESS NOTED OTHERWISE. DO NOT REMOVE DISPLAY BOARD. CUT VINYL WALL COVERING AT PERIMETER FRAME OF ALL DISPLAY BOARDS. EXISTING VINYL WALL COVERING BEHIND FRAME SHALL NOT BE VISIBLE. PREP WALL FOR NEW FINISHES. REFER TO INTERIOR ELEVATIONS.
  - REMOVE VINYL WALL COVERING ABOVE LOCKERS, AT ROOM ENTRY AND AROUND DISPLAY CASE. PREP FOR NEW VINYL WALL COVERING. REFER TO INTERIOR ELEVATIONS.
  - EXISTING PAINT. PREP FOR NEW PAINT FINISH.
  - NO WORK IN THIS ROOM UNLESS NOTED OTHERWISE.
  - REMOVE VINYL WALL COVERING AND BASE, PREP FOR NEW FINISHES.
  - REMOVE AND DISPOSE OF ALL EXISTING SEATING.
  - REMOVE RECEPTACLES AND VIDEO OUTLETS. REMOVE THE EXISTING WIRING, CABLING, AND CONDUITS BACK TO THE SOURCES IN SUCH A MANNER AS TO KEEP ALL OTHER DEVICES ON THESE CIRCUITS/CABLING IN SERVICE. PATCH AND REPAIR WALL TO BE SMOOTH TO ADJACENT FINISH TRANSITION TO EXISTING WALL.
  - REMOVE WALL CARPET AND BASE. PREP FOR NEW FINISHES. REFER TO INTERIOR ELEVATIONS.
  - PATCH AND PREP CONCRETE FLOOR FOR NEW OPAQUE FINISH.
  - REMOVE VINYL WALL COVERING ABOVE ACOUSTICAL WALL CARPET AND PREP FOR NEW FINISH.
  - CAREFULLY SALVAGE CEILING TILES AND RETURN UNDAMAGED TILES TO OWNER. CEILING GRID TO REMAIN. DO NOT SALVAGE TILES IN KITCHEN SERVING AREA.
  - REMOVE CARPET FROM CEILING. PREP FOR NEW FINISH. REFER TO REFLECTED CEILING PLAN.
  - EXISTING WALL CARPET TO REMAIN IN STAIR WELL AND BEHIND LOW WALL.
  - REMOVE FLOOR CARPET. PREP FOR NEW FINISH.



**UNIT "G" ARCHITECTURAL FIRST FLOOR DEMOLITION PLAN**

SCALE: 1/8" = 1'-0"



Thursday, 4/23/2026 - 3:19 PM - LAST SAVED BY:MMINER  
Y:\25-115 VALPARAISO CS - THOMAS JEFFERSON MS -  
INTERIOR FINISH IMPROVEMENTS\25-115 CAD\05  
ARCH\0107.DWG

**FINISH LEGEND**

SURFACE	MARK	DESCRIPTION	MANUFACTURER	PATTERN/FINISH	NUMBER/COLOR	SIZE	COMMENTS
<b>CEILING MATERIALS</b>							
ACT1		ACOUSTICAL CEILING	ARMSTRONG	OPTIMA LAY-IN	WHITE	24" X 24"	LOCATION: CAFETERIA & CORRIDOR
ACT2		ACOUSTICAL CEILING	ARMSTRONG	OPTIMA HEALTH ZONE	WHITE	24" X 24"	LOCATION: KITCHEN SERVING
<b>WALL BASE</b>							
B1		WALL BASE	JOHNSONITE	TRADITIONAL BASE	63/BURN'T UMBER	4"	--
<b>FLOOR MATERIALS</b>							
C1a		CARPET TILE	TARKETT	FORMATION	SIDERITE	24" X 24"	LOCATION: AUDITORIUM BALCONY, INSTALL VERTICAL ASHLAR
C1b		CARPET TILE	J+J FLOORING	METAMORPHIC	Z966 MARBLE	24" X 24"	LOCATION: AUDITORIUM BALCONY, INSTALL ASHLAR
EP1		EPOXY FLOOR PAINT	SHERWIN WILLIAMS	--	--	--	LOCATION: AUDITORIUM CONCRETE
WS1		WOOD FLOOR STAIN	--	--	--	--	LOCATION: AUDITORIUM STAGE
<b>WALL MATERIALS</b>							
P1		PAINT	SHERWIN WILLIAMS	--	SW9165 GOSSAMER VEIL	--	LOCATION: CLASSROOMS AND AUDITORIUM
P2		PAINT	SHERWIN WILLIAMS	--	SW7642 PAVESTONE	--	LOCATION: AUDITORIUM ABOVE STAGE
P3		PAINT	SHERWIN WILLIAMS	--	CUSTOM COLOR, SEE FORMULA BELOW	--	LOCATION: CAFE ALCOVES
P4		PAINT	SHERWIN WILLIAMS	--	SW6203 SPARE WHITE	--	LOCATION: AUDITORIUM CEILING
P5		PAINT	SHERWIN WILLIAMS	--	SW7043 WORLDLY GRAY	--	LOCATION: ADMIN OFFICES (MATCH EXISTING)
P6		PAINT	BENJAMIN MOORE	--	PAPAYA 957, SEE FORMULA BELOW	--	LOCATION: CAFETERIA SOUTH BULKHEAD (MATCH EXISTING)
WC1		VINYL WALLCOVERING	MOMENTUM/SYMPHONY	FORM FIBER	AZ53851/MOONSPUN	--	LOCATION: CLASSROOM WAINSCOT
WC2		VINYL WALLCOVERING	MOMENTUM/SYMPHONY	TEAHOUSE WEAVE	AZ53770/FOSSIL	--	LOCATION: CLASSROOM DOOR WALLS BOTH SIDES
WC3		VINYL WALLCOVERING	MOMENTUM	FRACTURE	SG2999/LIMESTONE	--	LOCATION: CORRIDOR ABOVE LOCKERS
WC4		VINYL WALLCOVERING	MOMENTUM/STUDIO SOURCE	WEAVE IT TO ME	BX4949/SUCCESS	--	LOCATION: AUDITORIUM SIDE WALLS
WC5		VINYL WALLCOVERING	MOMENTUM/YORK	DREAM WEAVER	BX4881/CHARCOAL	--	LOCATION: AUDITORIUM BACK WALL
WC6		VINYL WALLCOVERING	MOMENTUM	TONALITY	2VT0-06/STEM	--	LOCATION: MEDIA CENTER
SWC1		ACOUSTIC WALLCOVERING	MOMENTUM	TRANQUILITY	ROCKPORT	--	LOCATION: AUDITORIUM BACKWALL
<b>MISCELLANEOUS</b>							
FW-AWP1		ACOUSTICAL PANEL	MEYER FABRICS	EQUAL	394/OPAL	--	LOCATION: CAFETERIA
FW-AWP2		ACOUSTICAL PANEL	MEYER FABRICS	EQUAL	EQ758/DESERT SAND	--	LOCATION: CAFETERIA
SP-AWP1		ACOUSTICAL PANEL	AUTEX ACOUSTICS	GROOVE/BAMBOO V7	--	--	LOCATION: AUDITORIUM
SP-AWP2		ACOUSTICAL PANEL	AUTEX ACOUSTICS	SMOOTH	CUBE/PARTHENON	--	LOCATION: AUDITORIUM
UP1		UPHOLSTERY	MOMENTUM	NESTLE	GROVE	--	LOCATION: AUDITORIUM SEATING
WC1		VINYL WALLCOVERING TRIM	FRY-BEGLT	CLEAR ANODIZED ALUMINUM	FR-7005	--	LOCATION: CLASSROOMS
SF1		SPEAKER FABRIC	ACOUSTONE	FR-7005	DK GREY	--	LOCATION: AUDITORIUM SPEAKER COVER

**GENERAL FINISH PLAN NOTES:**

- A. REFERENCE FINISH LEGEND FOR FINISH INFORMATION.
- B. PRIOR TO INSTALLATION OF NEW FINISHES CONTRACTOR SHALL INSPECT ALL SUBSTRATES. IF A SUBSTRATE IS DEEMED UNACCEPTABLE THE CONTRACTOR SHALL TAKE THE NECESSARY STEPS TO RECTIFY THE SITUATION OR CONTACT THE ARCHITECT WITH THE CONCERN. PROCEEDING WITH THE INSTALLATION OF FINISHES WILL BE CONSIDERED THAT THE INSTALLER AND/OR FINISHER HAS ACCEPTED SAID SUBSTRATE. NO CHANGE ORDER WILL BE ISSUED TO RECTIFY CONDENSED, OR UNSATISFACTORY SUBSTRATE ONCE FINISH WORK HAS PROCEEDED.
- C. PREPARE ALL EXISTING WALL CONSTRUCTION TO RECEIVE NEW FINISHES AS PER MANUFACTURER'S RECOMMENDED INSTALLATION METHODS AND MATERIALS FOR ALL FINISHES.
- D. ALL FLOORING IS TO BE LEVELED WITHIN 1/4" IN 10'-0" WITH LATEX MATERIAL. MOISTURE CONTENT IN AREA IS TO BE TESTED PRIOR TO INSTALLATION OF FLOORING MATERIAL. CONTRACTOR TO INSTALL FLOORING PER MANUFACTURER'S RECOMMENDED METHOD.
- E. FLOORING CONTRACTOR TO SUBMIT A SEAMING DIAGRAM FOR FLOORING MATERIAL INCLUDING NOTATION OF MATERIAL DIRECTION, PRIOR TO INSTALLATION.
- F. ALL FLOORING TRANSITIONS SHALL COMPLY WITH ADA GUIDELINES.
- G. CONTRACTOR TO PROVIDE AND INSTALL FLOORING TRANSITIONS AS INDICATED ON THE FLOOR PATTERN PLANS. WHERE NONE ARE NOTED, CONTRACTOR SHALL VERIFY REQUIRED TYPE/COLOR WITH ARCHITECT.
- H. ALL FLOOR FINISH TRANSITIONS AT DOORS SHALL BE CENTERED UNDER DOOR UNLESS NOTED OTHERWISE.
- I. THE CONTRACTOR SHALL BE RESPONSIBLE TO VERIFY THAT ALL NEW INTERIOR WALL AND CEILING FINISHES WILL BE CLASS B MINIMUM, WITH A FLAME SPREAD RATING OF 75 MAXIMUM, AND A SMOKE DEVELOPED INDEX OF 450 MAXIMUM, PER IBC SECTION 803.

**FINISH SYMBOL LEGEND:**

P1	---	WALL FINISH
C1	---	FLOOR FINISH
B1	---	BASE FINISH
---	---	MISC FINISH INFORMATION

⊥ FLOOR TRANSITION STRIP AS REQUIRED

↑ INDICATES DIRECTION OF MATERIAL GRAIN

**FINISH PLAN NOTES:**

(ALL PLAN NOTES MAY NOT BE INDICATED ON THIS PLAN)

- 1) REFERENCE CLASSROOM D184 FOR TYPICAL ELEVATIONS AND CORNER WALLCOVERING DETAIL.
- 2) NEW VINYL WALL COVERING, WC3, ABOVE LOCKERS AND AROUND DISPLAY CASE. REFER TO INTERIOR ELEVATIONS.
- 3) NEW EPOXY RESIN FINISH, EP1, ON EXISTING CONCRETE FLOOR.
- 4) NO WORK IN THIS ROOM UNLESS NOTED OTHERWISE.
- 5) NEW ACOUSTICAL WALL TREATMENT. REFER TO INTERIOR ELEVATIONS.
- 6) NEW VINYL WALL COVERING WAINSCOT, WC1, WITH PAINT FINISH, P1, ABOVE VINYL WALL COVERING. REFER TO INTERIOR ELEVATIONS.
- 7) 3"x48" ACRYLIC CORNER GUARD MECHANICALLY FASTENED.
- 8) EXISTING CARPET TO REMAIN.
- 9) NEW VINYL WALL COVERING, WC2. REFER TO INTERIOR ELEVATIONS.
- 10) NOT USED.
- 11) NEW AUDITORIUM SEATING.
- 12) 3"x108" METAL CORNER GUARD MECHANICALLY FASTENED.
- 13) NEW PAINT FINISH, P2. REFER TO INTERIOR ELEVATIONS.
- 14) REFINISH STAGE FLOOR, WS1.
- 15) NEW VINYL WALL COVERING, WC4. REFER TO INTERIOR ELEVATIONS.
- 16) NEW VINYL WALL COVERING, WC5. REFER TO INTERIOR ELEVATIONS.
- 17) NEW VINYL WALL COVERING, WC6.
- 18) NEW ACOUSTIC WALL COVERING, SWC1. REFER TO INTERIOR ELEVATIONS.
- 19) NEW PAINT FINISH, P3. REFER TO INTERIOR ELEVATIONS.
- 20) NEW PAINT FINISH, P6. REFER TO INTERIOR ELEVATIONS.

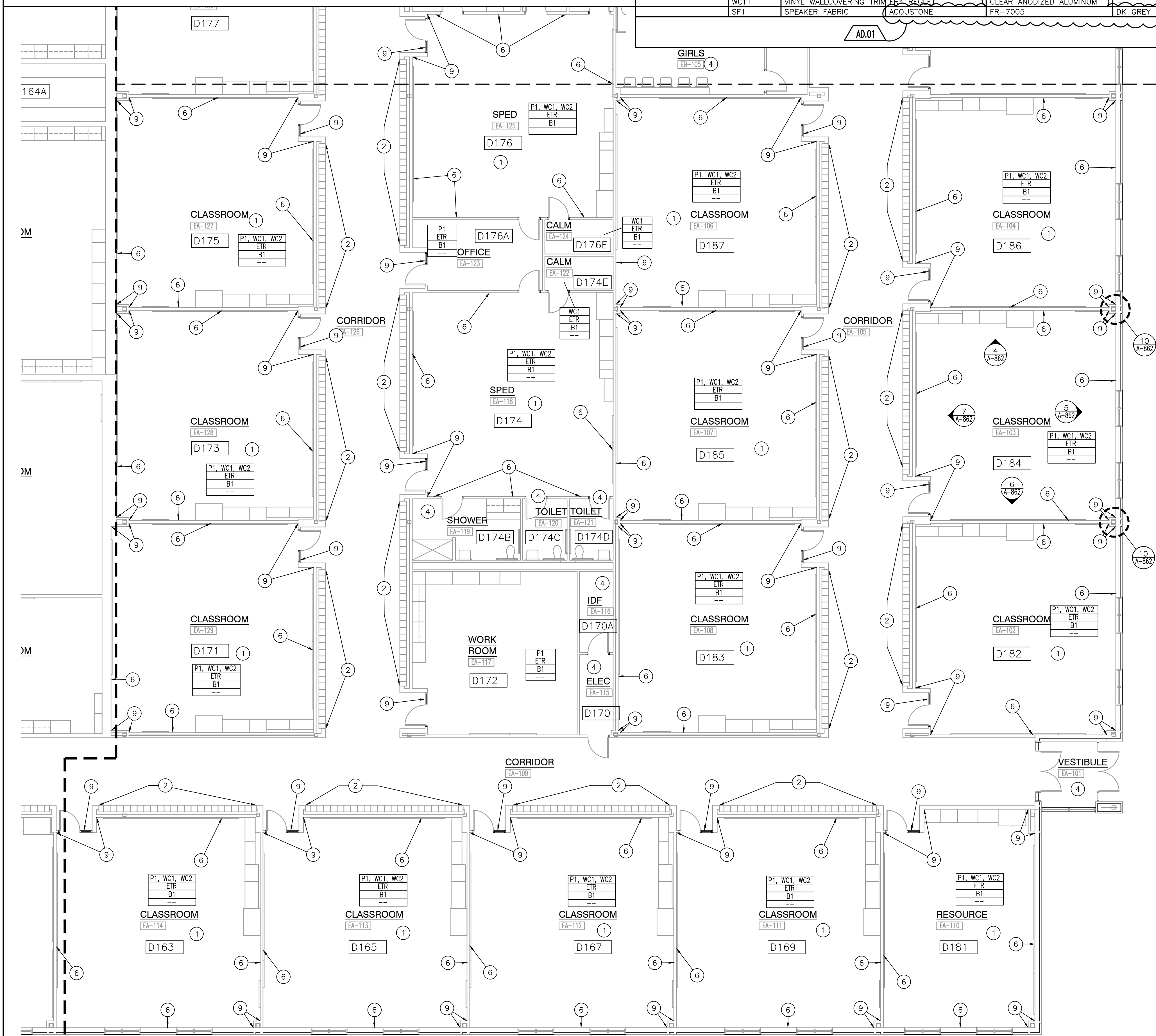
ETR = EXISTING TO REMAIN

**P3 - CUSTOM COLOR FORMULA**

CCE COLORRANT	OZ	32	64	128
B1 - BLACK	-	18	-	-
W1 - WHITE	-	44	-	-
L1 - BLUE	2	2	-	-
Y1 - YELLOW	4	31	-	-
G2 - NEW GREEN	-	19	1	-

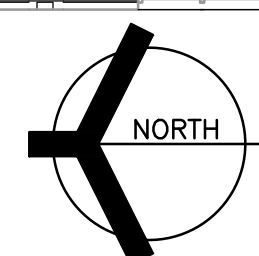
**P6 - SHERWIN WILLIAMS COLOR FORMULA**

CCE COLORRANT	OZ	32	64	128
B1 - BLACK	-	3	-	-
R2 - MAROON	-	-	1	1
Y3 - DEEP YELLOW	-	19	-	1



**UNIT "A" FIRST FLOOR FINISH PLAN**

SCALE: 1/8" = 1'-0"

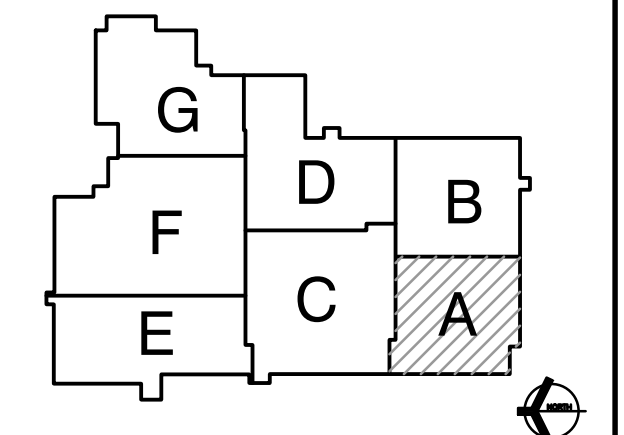


**GIBRALTAR DESIGN**  
ARCHITECTURE • ENGINEERING • INTERIOR DESIGN

PROJECT

**BENJAMIN FRANKLIN MS AND THOMAS JEFFERSON MS INTERIOR FINISH IMPROVEMENTS**

VALPARAISO COMMUNITY SCHOOLS  
VALPARAISO, INDIANA



**GIBRALTAR DESIGN**

9102 N. Meridian St., Ste. 300  
Indianapolis, IN 46260  
Homepage: www.GibraltarDesign.com  
Email: info@GibraltarDesign.com  
Phone: 317.580.5777 Fax: 317.580.5778

PROJECT: 25-115/114  
DATE: 04/03/26  
COORDINATED BY: MR  
DRAWN BY: MM, CN  
CHECKED BY: MR, NS

**COPYRIGHT NOTICE:**  
THE CONCEPTS, DESIGNS, PLANS, DETAILS, ETC., SHOWN ON THIS DOCUMENT ARE THE PROPERTY OF GIBRALTAR DESIGN AND WERE CREATED FOR USE ON THIS SPECIFIC PROJECT. NONE OF THIS INFORMATION SHALL BE USED BY ANY PERSON OR FIRM FOR ANY PURPOSE WITHOUT THE EXPRESS WRITTEN CONSENT OF GIBRALTAR DESIGN. THE OWNER MAY RETAIN COPIES FOR INFORMATION AND REFERENCE IN CONNECTION ONLY WITH THIS PROJECT.

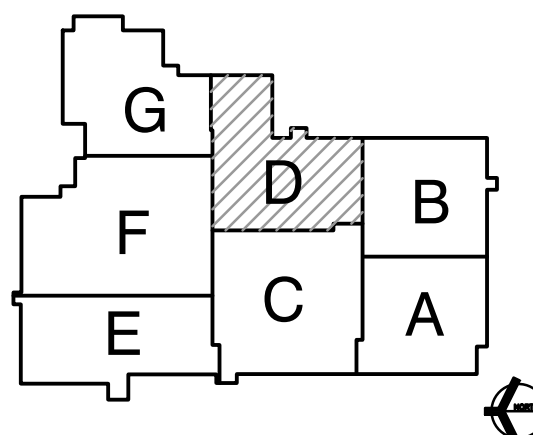
MARK	DATE	ISSUED FOR
AD.01	4/24/26	ADDENDUM 1

DRAWING  
**UNIT "A" FIRST FLOOR FINISH PLAN AND FINISH LEGEND**


PROJECT  
**BENJAMIN FRANKLIN MS AND THOMAS JEFFERSON MS INTERIOR FINISH IMPROVEMENTS**

GIBRALTAR DESIGN SHEET  
**A A-801-TJ**

Thursday, 4/23/2026 3:20 PM - LAST SAVED BY:MMINER  
Y:\25-115 VALPARAISO CS - THOMAS JEFFERSON MS -  
INTERIOR FINISH IMPROVEMENTS\25-115 CAD\US  
ARCH\A-801.DWG



PROJECT: 25-115/114  
DATE: 04/03/26  
COORDINATED BY: MR  
DRAWN BY: MM, CN  
CHECKED BY: MR, NS



**COPYRIGHT NOTICE:**  
THE CONCEPTS, DESIGNS, PLANS, DETAILS, ETC. SHOWN ON THIS DOCUMENT ARE THE PROPERTY OF GIBRALTAR DESIGN AND WERE CREATED FOR USE ON THIS SPECIFIC PROJECT. NONE OF THIS INFORMATION SHALL BE USED BY ANY PERSON OR FIRM FOR ANY PURPOSE WITHOUT THE EXPRESS WRITTEN CONSENT OF GIBRALTAR DESIGN. THE OWNER MAY RETAIN COPIES FOR INFORMATION AND REFERENCE IN CONNECTION ONLY WITH THIS PROJECT.

MARK	DATE	ISSUED FOR
AD.01	4/24/26	ADDENDUM 1

DRAWING  
**AUDITORIUM SEATING**

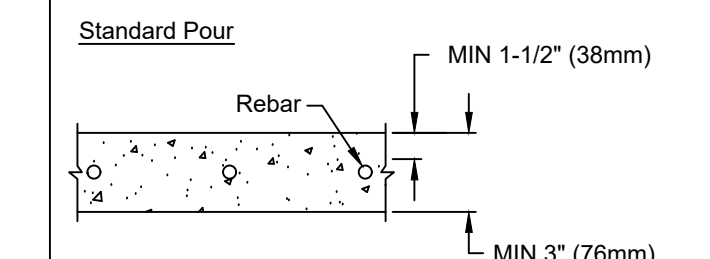
PROJECT  
**BENJAMIN FRANKLIN MS AND THOMAS JEFFERSON MS INTERIOR FINISH IMPROVEMENTS**

© GIBRALTAR DESIGN SHEET  
**D A-808-TJ**

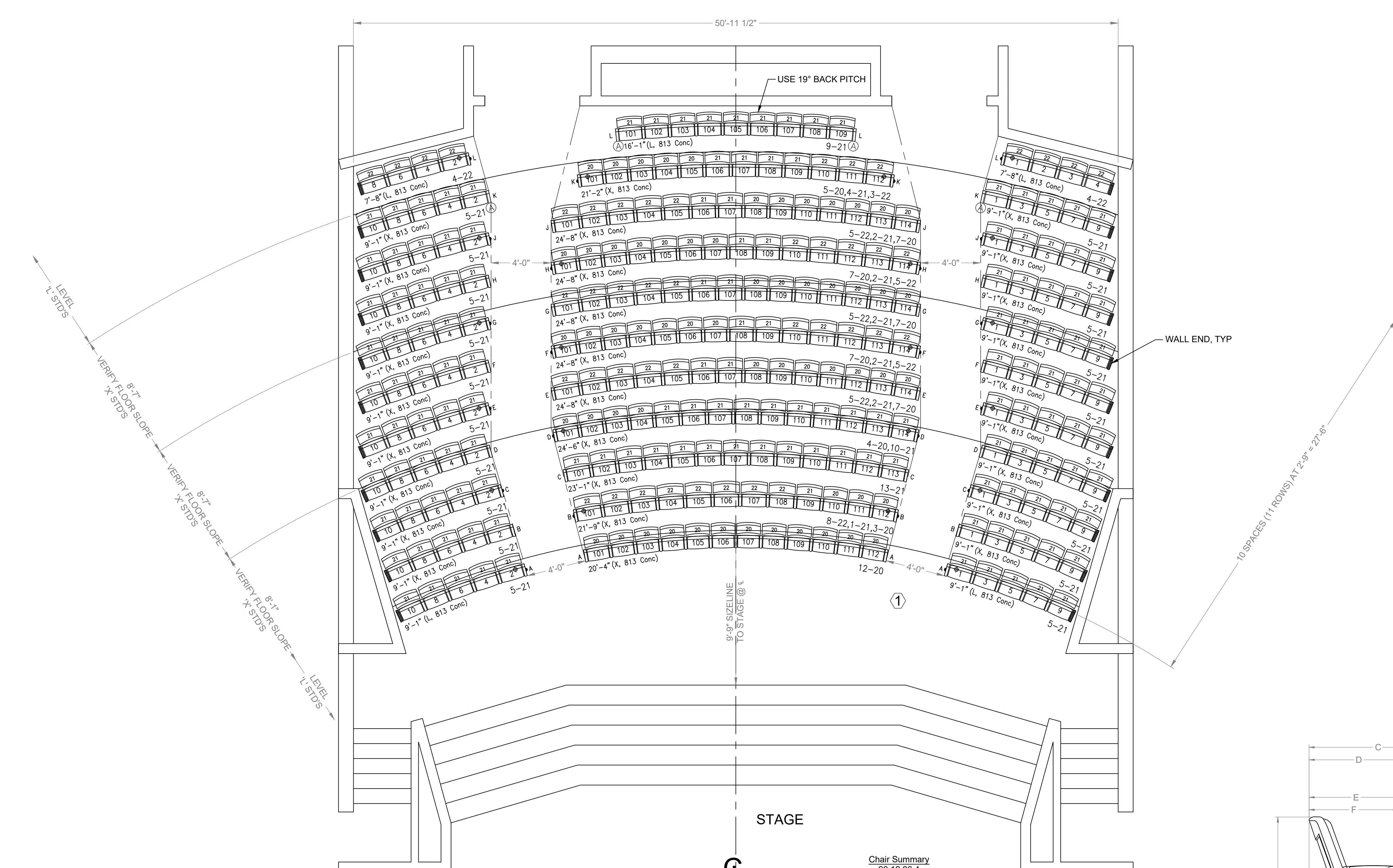
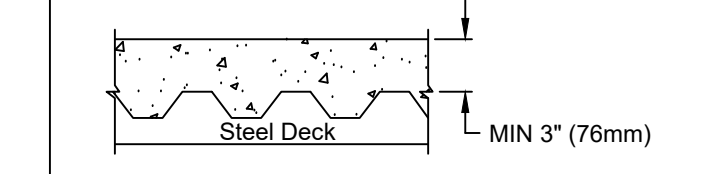
**Minimum Concrete Floor Requirements**

**Pre-existing / Old concrete:**  
- Concrete should be tested to verify that minimum requirements can be met.

**Floor Mounting**  
- 3" minimum thickness with a surface 1-1/2" free of rebar.  
- 2" of anchor embedment is required for maximum holding strength.  
- Concrete floors to be smooth (free from dips).



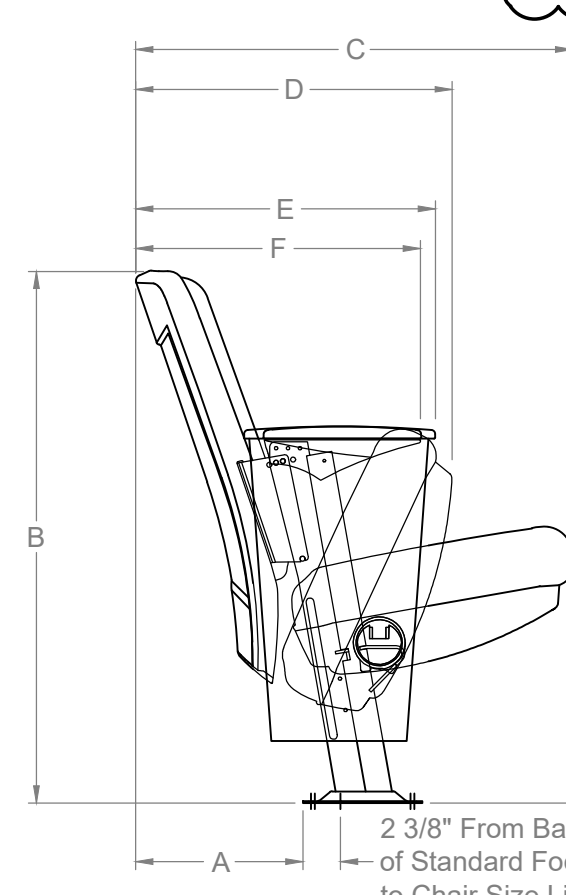
**Pan Poured Concrete**  
Must have a minimum of 3" of thickness from the highest point of corrugation and be free from obstructions.



**Chair Summary**

90 12 86 4	Floor Mount
20" Chairs - 59	
21" Chairs - 147	
22" Chairs - 44	
<b>Total - 250</b>	

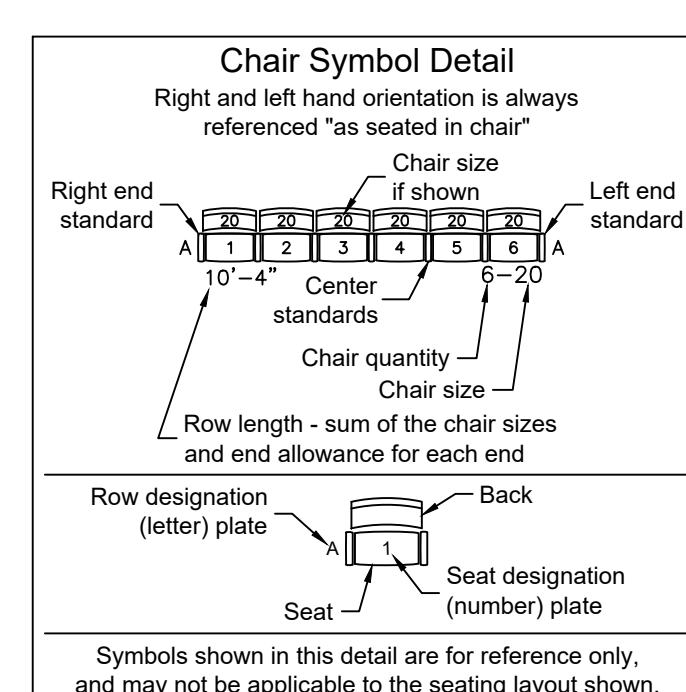
**Floor Mount Chairs**  
3/4 Fold Seat  
Curved Wood Aisle Armrests  
Curved Wood Armrests



**Explanation of Dimensions**  
A = Back Pitch Allowance From Back Edge of Standard Foot  
B = Back Height  
C = Seat in Down Position  
D = 125 Seat in Up Position  
E = Front Edge of Armrest on End Standard  
F = Front Edge of Armrest on Center Standard

**Back Pitches Available**

	9"	11"	13"	15"	19"	23"
A	7 3/8"	7 7/8"	8 5/8"	9 1/4"	10 1/2"	11 3/4"
B	34 3/4"	34 5/8"	34 1/4"	34"	33 3/8"	32 5/8"
C	24 1/4"	24 7/8"	25 5/8"	26 1/4"	27 1/2"	28 5/8"
D	16 3/4"	17 1/4"	18"	18 5/8"	19 7/8"	21 1/8"
E	15 5/8"	16 3/16"	16 7/8"	17 9/16"	18 3/4"	20"
F	14 3/4"	15 1/4"	16"	16 5/8"	17 7/8"	19 1/8"



**Electrical Requirements**

**Low Voltage LED Light Information**

Light Quantity	22	0
Light Style	Concealed	Beacon
Light Color	Warm White	N/A
Operating Voltage	12V DC	12V DC
Wattage Per Light	0.48 Watts	0.48 Watts
<b>Total Load:</b>	<b>10.56 WATTS</b>	

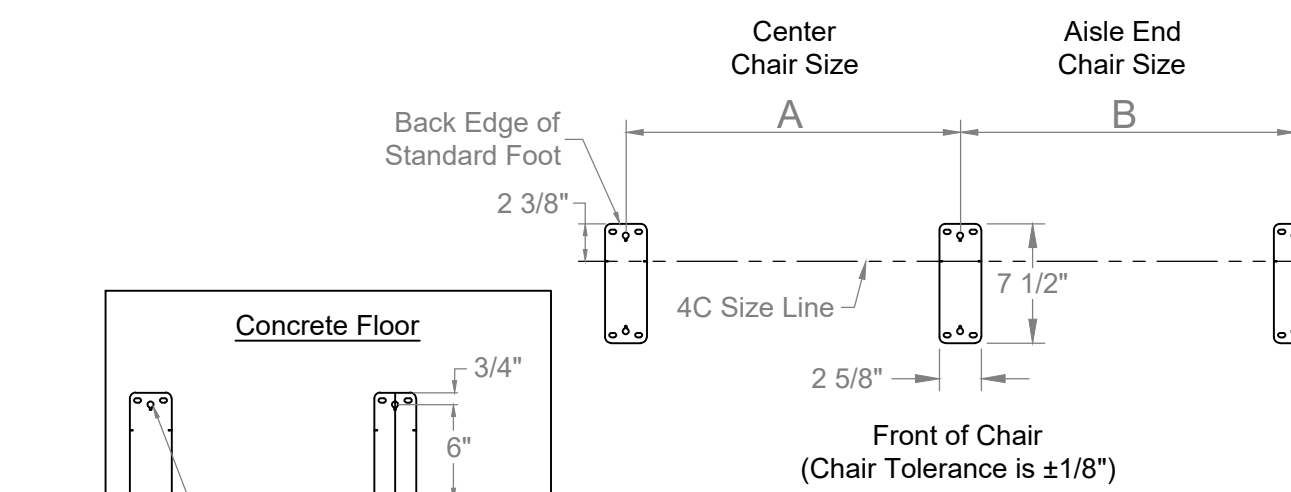
**Transformer Information**

Quantity Required:	1
Part Number:	NF-801512
Size:	7.40" x 3.72" x 1.57"
Input Voltage:	100-277VAC
Output Voltage:	12V DC
Transformer Rating:	60 Watts
Max Allowable Load:	48 Watts

**ACCESSORY LEGEND**

Symbol	Accessory Description	Qty
	Row Tags: LP6 2" Rd. Alum. - End Panel	Per Print
	Seat Tags: LPS Oval Alum. - Seat	Per Print
(A)	ADA Designated Aisle Seat (With Retractable Armrest)	4
(i)	Concealed 12V Warm White LED Aisle Lights	22

**4C Drill Template**  
Floor Mount - 813 Foot  
(4E End - All Chair Sizes)



**Notes To Installer:**  
- A & B Dimensions are from center to center of standards  
- Use size line when laying out chair sizes

Chair Size (From Print)	A	B
19"	19"	19"
20"	20"	20"
21"	21"	21"
22"	22"	22"
23"	23"	23"
24"	24"	24"

**AUDITORIUM SEATING PLAN**  
SCALE: 1/4" = 1'-0"

Friday, 4/24/2026 8:54 AM - LAST SAVED BY:MMINER  
X:\25-115 VALPARAISO CS - THOMAS JEFFERSON MS -  
INTERIOR FINISH IMPROVEMENTS\25-115 CAD\05  
ARCH\A-808.DWG



**GIBRALTAR DESIGN**  
ARCHITECTURE • ENGINEERING • INTERIOR DESIGN

PROJECT  
**BENJAMIN FRANKLIN MS AND THOMAS JEFFERSON MS INTERIOR FINISH IMPROVEMENTS**  
VALPARAISO COMMUNITY SCHOOLS  
VALPARAISO, INDIANA

**GIBRALTAR DESIGN**  
9102 N. Meridian St., Ste. 300  
Indianapolis, IN 46260  
Homepage: www.GibraltarDesign.com  
Email: info@GibraltarDesign.com  
Phone: 317.580.5777 Fax: 317.580.5778

PROJECT: 25-115/114  
DATE: 04/03/26  
COORDINATED BY: MR  
DRAWN BY: MM  
CHECKED BY: MR, NS

COPYRIGHT NOTICE:  
THE CONCEPTS, DESIGNS, PLANS, DETAILS, ETC. SHOWN ON THIS DOCUMENT ARE THE PROPERTY OF GIBRALTAR DESIGN AND WERE CREATED FOR USE ON THIS SPECIFIC PROJECT. NONE OF THIS INFORMATION SHALL BE USED BY ANY PERSON OR FIRM FOR ANY PURPOSE WITHOUT THE EXPRESS WRITTEN CONSENT OF GIBRALTAR DESIGN. THE OWNER MAY RETAIN COPIES FOR INFORMATION AND REFERENCE IN CONNECTION ONLY WITH THIS PROJECT.

REVISIONS	MARK	DATE	ISSUED FOR
	AD.01	4/24/26	ADDENDUM 1

DRAWING  
**UNIT "E" AND UNIT "D" FIRST FLOOR REFLECTED CEILING PLAN**

PROJECT  
**BENJAMIN FRANKLIN MS AND THOMAS JEFFERSON MS INTERIOR FINISH IMPROVEMENTS**

GIBRALTAR DESIGN SHEET  
**A-901-TJ**

**GENERAL REFLECTED CEILING PLAN NOTES:**

- A. FOR GENERAL PROJECT NOTES, MATERIAL INDICATIONS, LEGEND, SYMBOL, LEGEND, ABBREVIATIONS, ETC., REFER TO G SERIES SHEETS.
- B. THE ARCHITECTURAL REFLECTED CEILING PLAN GOVERNS THE LAYOUT OF ALL CEILING ELEMENTS AND PENETRATIONS.
- C. REPLACEMENT OF CEILING TILES INCLUDE REMOVAL AND REINSTALLATION OF MISCELLANEOUS CEILING DEVICES, INCLUDING OCCUPANCY SENSORS, CAMERA'S, SPEAKERS AND MISCELLANEOUS LOW VOLTAGE DEVICES. DRAIN DOWN EXISTING SPRINKLER LINES AND PLACE THE LOCALIZED AREAS INTO "TEST MODE" DURING DEMOLITION AND INSTALLATION OF CEILING PADS.

**REFLECTED CEILING PLAN LEGEND:**

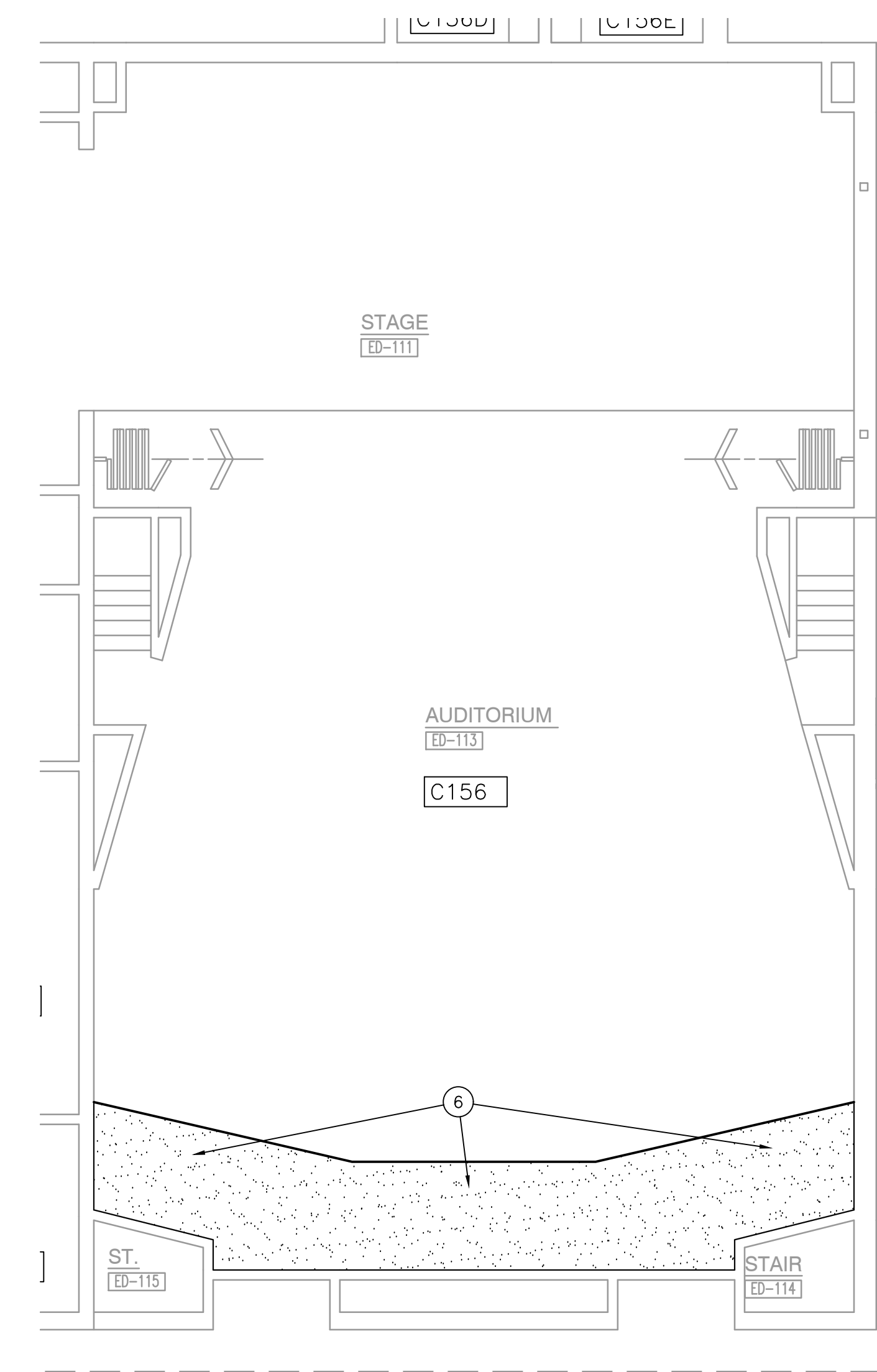
(ALL SYMBOLS MAY NOT BE INDICATED ON THIS SHEET.)

- EXISTING GYPSUM CEILING OR BULKHEAD
- 2'-0" x 2'-0" ACOUSTICAL BOARD CEILING SEE PLANS AND FINISH LEGEND FOR TYPE
- DOWN LIGHT
- 2x2 LIGHT FIXTURE
- 2x4 LIGHT FIXTURE
- PROJECTOR
- SUPPLY AIR DIFFUSER
- RETURN, EXHAUST, AND TRANSFER AIR GRILLE
- CEILING SPEAKER

**REFLECTED CEILING PLAN NOTES:**

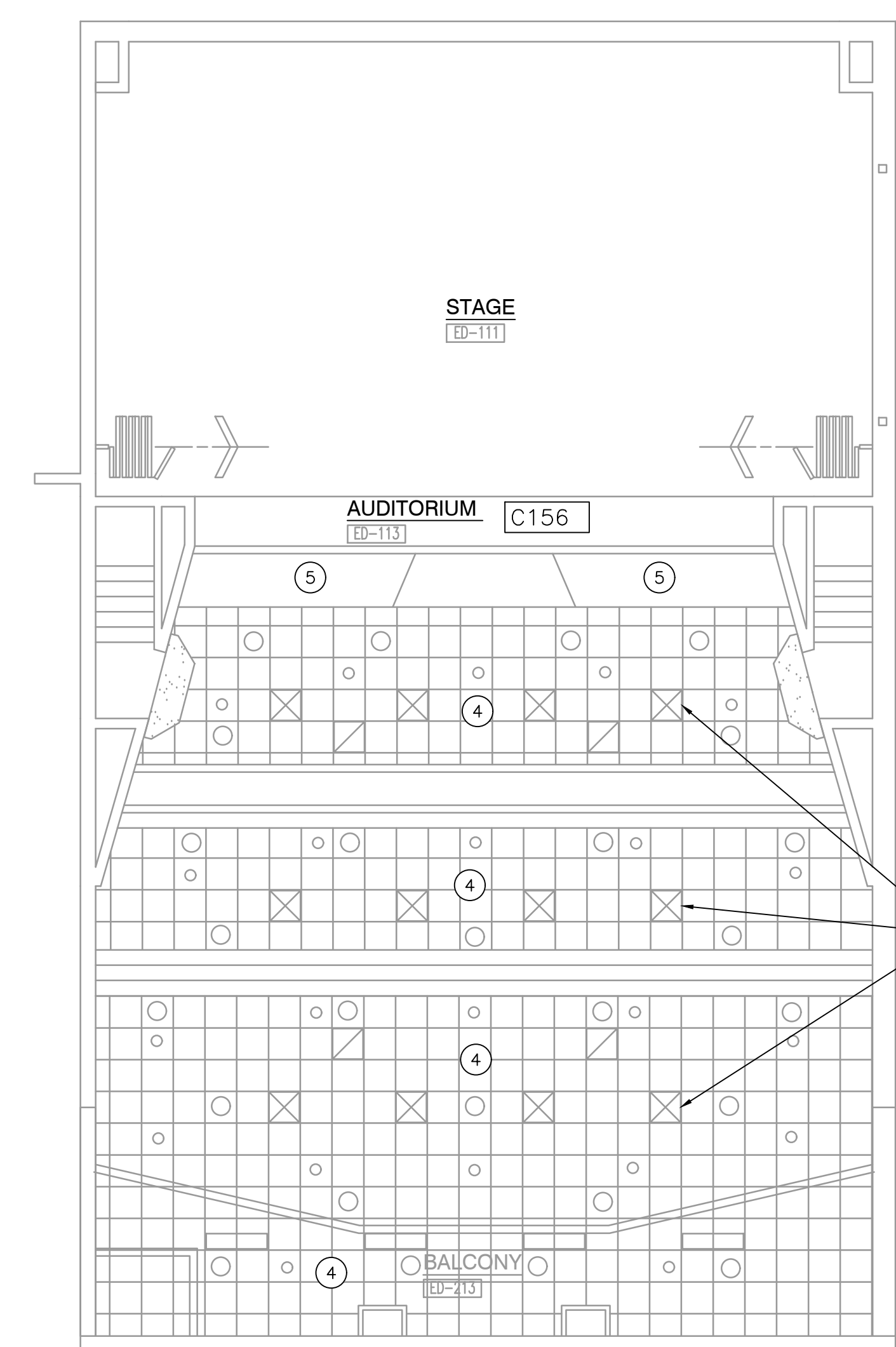
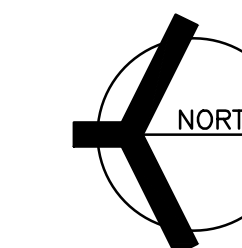
(ALL PLAN NOTES MAY NOT BE INDICATED ON THIS SHEET.)

- 1 NEW ACT-1.
- 2 NEW ACT-2.
- 3 CLEAN MECHANICAL SUPPLY AND RETURN AIR DIFFUSERS.
- 4 EXISTING CEILING SYSTEM TO REMAIN.
- 5 NEW PAINT FINISH, P2.
- 6 NEW PAINT FINISH, P4.
- 7 EXISTING PAINT FINISH TO REMAIN.
- 8 NOT USED.
- 9 PAINT FINISH, P6.



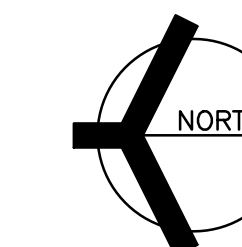
**UNIT "D" FIRST FLOOR REFLECTED CEILING PLAN**

SCALE: 1/8" = 1'-0"



**UNIT "D" FIRST FLOOR REFLECTED CEILING PLAN**

SCALE: 1/8" = 1'-0"



**UNIT "E" FIRST FLOOR REFLECTED CEILING PLAN**

SCALE: 1/8" = 1'-0"

